



Water Works and Lighting Commission

221 16th Street South P.O. Box 399 Wisconsin Rapids, WI 54495-0399 715/423-6300 FAX: 715/423-2831

AGENDA

There will be a Regular Meeting of the Water Works and Lighting Commission in the conference room on Wednesday, March 13, 2024, at 2:00 PM.

Listed below is the agenda for this meeting.

1. Call to order
2. Approval, additions, or corrections to the minutes of the following meeting
 - 2.1. Regular Commission Meeting held February 14, 2024
3. Action items
 - 3.1. Summer help request
4. Department updates
 - 4.1. Safety Committee
 - 4.2. Line Superintendent
 - 4.3. Water Department Operations
 - 4.4. Customer Support Supervisor
 - 4.5. Director of Finance
 - 4.6. Information Systems Administrator
 - 4.7. Conservation Manager
 - 4.8. Electrical Engineer
 - 4.9. Director of Engineering & Electric Operations
 - 4.10. General Manager
5. Review of accounts payable
6. Adjourn

If given 72 hours' notice, efforts will be made by the General Manager's office to accommodate the needs of disabled individuals through sign language interpreters and other auxiliary aids.

Regular Meeting of the Water Works and Lighting Commission
Wednesday, February 14, 2024

There were present:

Commissioner Jay Bemke
Commissioner John Bergin
Commissioner John Harper
Commissioner Rick Merdan

Also in attendance: Jem Brown, Roxanne Gronski, Jeff Kuhn, Josh Elliott, Shawn Reimer, Adam Breunig, Tyler Sneen, Lynn Schroer and Sean Wall.

1. Call to Order

Chairman John Bergin called the meeting to order at 2:00 PM. Commissioner Jeff Penzkofer was excused from today's meeting.

2. Approval, additions or corrections to the minutes of the following meeting

2.1 Regular Commission Meeting held January 10, 2024

There was a motion made by Rick Merdan, seconded by Jay Bemke, and carried to approve the minutes of the Regular Commission Meeting held on January 10, 2024, and to place them on file. There were no nay votes recorded.

3. Action items

There were no action items presented.

4.0 Department updates

4.1 Safety Committee Report

The commissioners reviewed and discussed the Safety Coordinator's monthly report. Sean Wall answered questions regarding the recent CPR/First Aid/AED/BBP (Bloodborne Pathogens) training.

4.2 Line Superintendent's Report

This report was reviewed and January call-ins and projects were discussed. Josh Elliott answered questions regarding the higher-than-normal call-in number of vehicle accidents.

4.3 Water Department Operations Report

This report was reviewed and Adam Breunig answered questions regarding January maintenance water projects.

4.4 Customer Support Supervisor's Report

This report was reviewed and Lynn Schroer answered questions regarding the regulations and procedures for water disconnections.

4.5 Director of Finance's Report

This report was reviewed and Jeff Kuhn answered questions regarding the financial statements.

4.6 Information System's Administrator's Report

This report was reviewed and discussed. In Matt Stormoen's absence Todd Weiler answered questions regarding our new antivirus software.

4.7 Conservation Manager's Report

This report was reviewed and discussed. Shawn Reimer answered questions regarding the on-site energy assessment that was performed at North Shore Health Care. Shawn also stated that WW&LC will once again be participating in the Lincoln High School Reality Check which is a financial simulation for graduating seniors.

4.8 Electrical Engineer's Report

This report was reviewed and was discussed. Tyler Sneen answered questions regarding our transformer inventory.

4.9 Director of Engineering & Electric Operations

This report was reviewed and discussed. Todd Weiler answered questions regarding the disposal of the Northern Steel Castings Substation transformer. Todd stated that all the WW&LC equipment at this location has now been removed.

4.10 General Manager's Report

This report was reviewed and discussed. Jem Brown answered questions regarding various legislative bills that MEUW is continuing to watch such as electric charging vehicles, and the right of first refusal transmission construction. Jem also

answered questions regarding a video conference call he participated in to discuss potential GLU participation in a combined cycle natural gas power plant.

5. Review of accounts payables

A listing of all invoices and checks covering January was provided to the commission for review and all questions answered.

6. Adjourn

There was a motion made by Rick Merdan, seconded by Jay Bemke, and carried to adjourn at 2:23 PM. There were no nay votes recorded.

Respectfully submitted,

Rick Merdan, Secretary



Water Works and Lighting Commission

221 16th Street S, P.O. Box 399 Wisconsin Rapids, WI 54495-0399 (715) 423-6300

2024 SUMMER HELP REQUEST

The office and water department would like to formally request the authority to hire a summer employee. This employee will work in the office 40 hours per week, but 20 will be to assist the water department with the lead copper rule revision regulations.

Duties will include but are not limited to:

1. Assist with processing customer payments.
2. Assist at the front counter with customer payments and questions.
3. Assist with customer calls.
4. Assist with disconnection/reconnection as needed.
5. Assist the water department with the lead copper rule revision regulations or other water projects as needed.
6. Assist with other office projects as needed.

The office experiences an increase in phone calls and traffic at the front counter due to the number of electric disconnections/reconnections and customers seeking payment arrangements. Having an additional person available to answer incoming phone calls is beneficial to help maintain the high standard of customer service we provide.

Thank you for your consideration.

**Wisconsin Rapids Water Works & Lighting Commission
February 2024**

Prepared By: Sean T. Wall, MEUW Senior Regional Safety Coordinator

SAFETY REPORT

ACCOMPLISHMENTS

1. Training

- a. CPR / AED / First Aid / BBP hands on training (class 2 of 4) 2/7
- b. CPR / AED / First Aid / BBP hands on training (class 3 of 4) 2/14

2. Audits/Inspections

- a. No audits / inspections

3. Compliance/Risk Management

- a. Attended Safety Committee meeting
- b. Attended Commission meeting
- c. Applied / submitted MEUW Safety Award application

GOALS AND OBJECTIVES

1. Training

- a. CPR / First Aid / AED / BBP hands on training 3/6
- b. Hearing Conservation & PPE safety training 3/26

2. Audits/Inspections

- a. No inspections planned

3. Compliance/Risk Management

- a. Attend Safety Committee meeting
- b. Attend Commission meeting
- c. Work with Roxanne scheduling respirator fit testing for Water department



Water Works and Lighting Commission

221 16th Street South P.O. Box 399 Wisconsin Rapids, WI 54495-0399 715/423-6300 FAX: 715/423-2831

**LINE SUPERINTENDENT'S REPORT
February, 2024**

Work Performed

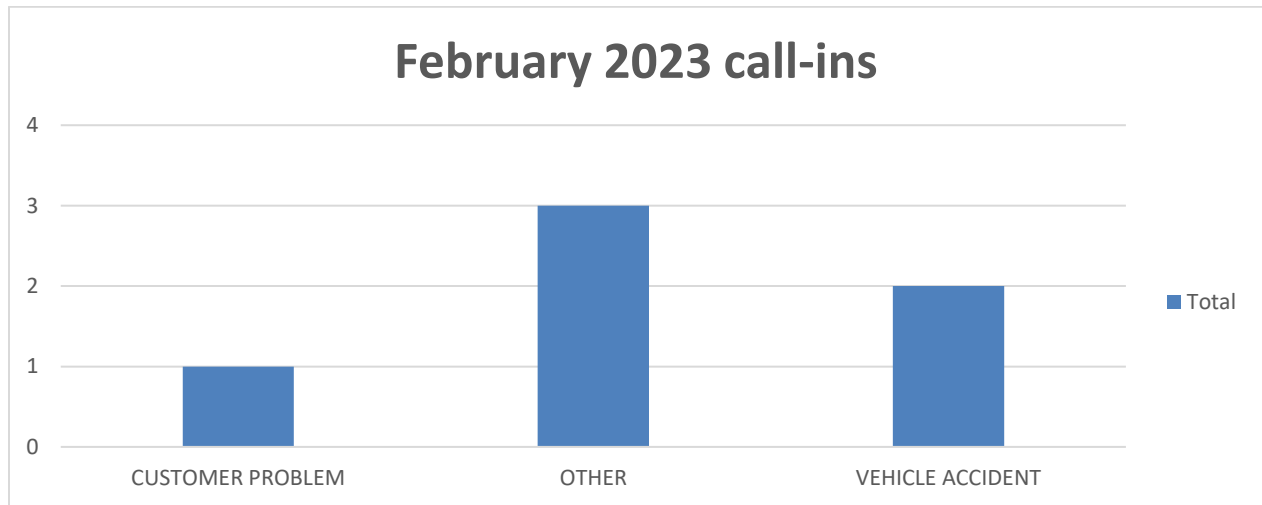
During February, the Electric Department processed 27 work orders, 9 electric service orders, and 61 trouble slips.

Other Projects

- Continued pole replacements.
- Continued tree trimming.
- Continued 2023 URD conversions.
- Worked on multiple customer projects.
- Removed 46kv line to CWPCO substation.

After Hours Calls

In February there were 6 after-hour call-ins.



The calls for “Other” were a structure fire, communication line, and a broken street light globe.

Respectfully submitted,

Josh Elliott
Electric Line Superintendent



Water Works and Lighting Commission

221 16th Street South P.O. Box 399 Wisconsin Rapids, WI 54495-0399 715/423-6300 FAX: 715/423-2831

WATER DEPARTMENT OPERATIONS REPORT February 2024

WATER PROJECTS

During February, the water department worked on the following projects.

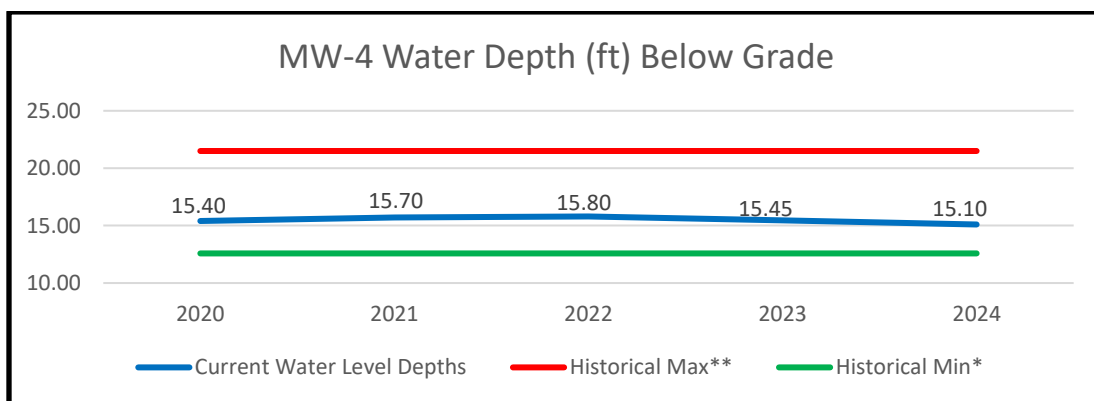
- Crews repaired an 8" DI water main break at 400 Daly Ave.
- Crews repaired a 12" DI water main break at 17th Ave N 400' N of Engel Rd.
- The water department began the Capital Improvement Project to replace the 12" DI water main on 17th Ave N between Engel Rd and the Railroad ROW.
- During the WDNR's proposed water main review of the Lincoln St Project a contamination area containing tetrachloroethylene (PCE) and trichloroethylene (TCE) was reported. These contaminants were from a leak located at the former Normington Dry Cleaners at 821 Chestnut St. These compounds are considered volatile organic compounds (VOC) and therefore the water main will require VOC protection measures as required in Wis. Adm. Code NR811.69(5). These protection measures include using Class 52 Ductile Iron Pipe, Polyethylene Encasement, Fluorocarbon Gaskets, Hydrant Plugs, and Clay Dam Construction. Due to these protection measures the overall change in estimated material cost will increase by \$147,922.33.

TROUBLE CALLS

The water meter crew responded to 38 trouble calls and tested 72 water meters.

WATER DEPTHS AT MONITORING WELL (MW) 4 FOR THE LAST 5 YEARS

The readings given below were taken during the last week of February of the year.



* Historical minimum depth below grade for MW-4 was 12'-7" on July 2nd, 2004.

** Historical maximum depth below grade for MW-4 was 21'-6" on September 11th, 2009.

Sincerely,

Adam Breunig

Water Superintendent



Water Works and Lighting Commission

221 16th Street S, P.O. Box 399 Wisconsin Rapids, WI 54495-0399 (715) 423-6300

**CUSTOMER SUPPORT SUPERVISOR’S REPORT
FEBRUARY 2024**

COLLECTIONS

Below is the comparison of active and inactive accounts receivable in February.

ALL PROVIDERS – Active and Inactive Accounts			
	<u>February, 2022</u>	<u>February, 2023</u>	<u>February, 2024</u>
30 day	202,148	246,860	218,886
60 day	82,073	92,451	83,997
90 day	79,161	95,553	89,915
Current	2,336,009	2,530,497	2,652,588
Total Active	2,699,391	2,965,361	3,045,386
Total Inactive	32,050	24,189	16,027
Total AR	2,731,441	2,989,550	3,061,413

In February, 341 water disconnection letters were mailed to customers with a past due water balance. One hundred sixty locations were tagged for disconnection resulting in 28 disconnections. Two properties remain disconnected to date.

Thirty-nine commercial accounts were notified of a past due balance and pending disconnection in February. Sixteen properties were tagged for disconnection and one location remains disconnected to date.

Tax Refund Interception Program (TRIP) and State Debt Collection (SDC)

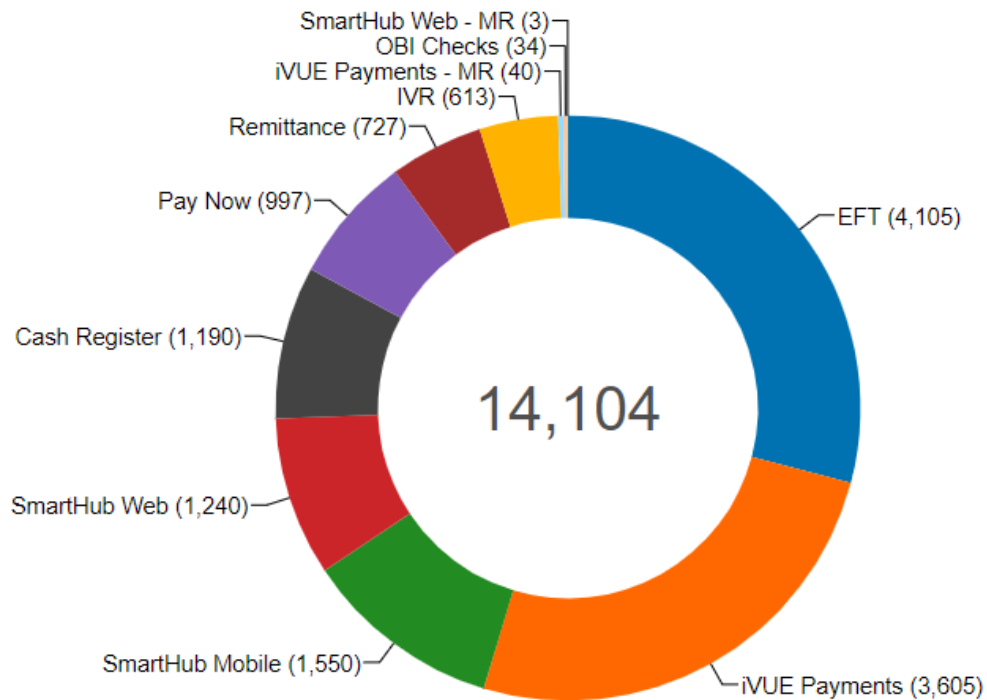
We received \$2,205 through SDC in February and \$6,660 through TRIP for a 2024 total of \$10,749. We also sent 21 letters to customers who have an inactive balance 90 days past due. Any unpaid balance that remains after 30 days will be sent to TRIP.

FEBRUARY OFFICE INFORMATION

- ✚ Office staff processed two new electric services, 158 electric move orders, and 94 water move orders. Twenty-five of these orders were received electronically.
- ✚ Office staff audited and prepared billing for approximately 14,800 accounts.
- ✚ Seventy-one welcome letters were sent to new customers.
- ✚ Office staff answered 1,389 customer calls and 2,442 payments were processed in the lobby.
- ✚ The most recent Currents and Waves newsletter is attached.

OFFICE PAYMENTS

We received 14,104 payments in February with approximately 65 percent received via one of our electronic payment options.



SOCIAL MEDIA AND WEBSITE ANALYTICS



- Eight messages were posted on social media.
- Our website generated 6,663 views in February.

Respectfully submitted,
Lynn Schroer
Customer Support Supervisor

Currents & Waves

Spring 2024



Lead Copper Rule Revision Regulations

By Water Superintendent, Adam Breunig

Water Works and Lighting Commission will be mailing letters regarding the requirements for the Federal Regulations Title 40 § 141.84 – Lead Service Line Replacement Requirements. The Wisconsin Department of Natural Resources (WDNR) is requiring all Public Water Systems to develop an inventory to identify the materials in the service lines connected to the public water distribution system. The WDNR is making this a requirement as part of the Lead Copper Rule Revisions regulations. If you receive one of these letters, please follow the directions below or as described in the letter. If anyone has questions concerning the survey letters, please contact McKenna Schudy at 715-422-9045.



TOOLS NEEDED: Flathead screwdriver, Penny, Refrigerator Magnet

Locate the water service line coming into the building. This is typically found in the basement. An "inlet valve" and the water meter are installed on the pipe after the point of entry (see diagram to the left). If the pipe is covered or wrapped, expose a small area of metal. Use the flat edge of a screwdriver to scratch through any corrosion that may have built up on the outside of the pipe.



LEAD PIPE

If the scraped area is shiny and silver, your service line is lead. A magnet will not stick to the lead pipe.



COPPER PIPE

If the scraped area is copper in color, like a penny, your service line is copper. A magnet will not stick to a copper pipe.



GALVENIZED STEEL PIPE

If the scraped area remains a dull gray, and a magnet sticks to the surface, your service line is galvanized steel.

Free Energy Savings Pack from Focus on Energy



You heard it right, energy-savings packs from FOCUS ON ENERGY are free, seriously free. The pack is shipped directly to you and include a variety of products. Choose from one of the three packs above!

To order, go to focusenergymarketplace.com/free or you can call 800.762.7077 (have your account number ready). Packs are displayed in our lobby, and you can also sign up in our office! *Limit of one pack per eligible household each year.



With spring right around the corner, you may be planning a project that involves digging. State law requires you to notify Diggers Hotline at least three business days in advance. Call 811 or visit diggershotline.com to schedule your free appointment. For hearing impaired (TDD) call 800-542-2289.

Electric disconnection for non-payment will begin on Monday, April 15th. If you are unable to remit payment for your past due charges, we encourage you call our office at 715-423-6300 to set up a payment arrangement. To apply for Energy Assistance, call 715-421-8654 or submit your application online at: <https://energybenefit.wi.gov>.

SCHOLARSHIP OPPORTUNITY

WW&LC provides scholarship opportunities for those electing to attend an accredited Wisconsin or contiguous-state college or university for continued education in a related field that could prepare the individual for a career in any electric and/or water utility field. Scholarship award will be for \$1000 per year, renewable each year (up to 4 years) the recipient meets the requirements. One scholarship will be available per year. Recipient will be given consideration for summer employment. Additional information and our scholarship application can be found on our website at www.wrwwlc.com or picked up at our office located at 221 16th Street South, Wisconsin Rapids, WI. Application deadline is 12:00 Noon on Monday, April 1, 2024.



Water Works & Lighting Commission

221 16th St. S.
P.O. Box 399
Wisconsin Rapids, WI
54495

715.423.6300
wrwwlc.com



Water Works and Lighting Commission

221 16th Street S, P.O. Box 399 Wisconsin Rapids, WI 54495-0399 (715) 423-6300

Director of Finance Report

February 2024

Financial Reports

Presented for your review are the interim income statements for January 2024. As the financials for 2023 are still undergoing finalization and closure, adjustments to the balance sheet may be forthcoming. In January 2024, the electric utility recorded a net income of \$46,859, marking a notable improvement from the net operating loss of \$29,279 in 2023. Similarly, the water utility experienced a reduced net operating loss of \$120,884 in January 2024 compared to \$144,446 in the same period of 2023.

February 2024 had a negative cash flow of \$440,479. Although this figure is lower than that of 2023, it's important to note that in 2023, \$200,000 was transferred from investments, a move not replicated in 2024. Additionally, an extra \$90,000 was transferred into investments in 2024 compared to the previous year. Furthermore, February 2024 also was a three-payroll month, leading to an increase in monthly payroll cash disbursement.

While 2023 is still not finalized until the audit work is complete, a preliminary rate of return is available, as shown below.

	Water	Electric
Average Net Rate Base	\$26,931,550	\$39,459,414
Net Operating Income	\$1,343,024	2,156,352
Rate of Return of Net Rate Base	4.99%	5.46%

Water Simplified Rate Case

Effective March 1, 2024, the Public Service Commission established the simplified water rate case details. The rate increase factor for 2024 is set at 4.1%, a decrease from 8.0% in 2023. The overall rate of return is capped at 6.5%.

During the 2024 budget discussion, the possibility for a simplified water rate increase was discussed. However, the specific parameters or eligibility criteria were uncertain at that time. As we discussed, there is a limited window for application and we will explore this following the conclusion of the 2023 fiscal year's closure.

Jeff Kuhn
Director of Finance

Wisconsin Rapids Water Works and Lighting Commission
Cash Flow Summary
for Month Ending February 29, 2024

	<u>Current Month</u>	<u>Year to Date</u>	<u>Prior Year to Date</u>
Cash Receipts:			
Utility Receipts, Net of Returns	\$ 3,338,851	\$ 6,929,663	\$ 6,879,978
Interest and Dividends	\$ 572	\$ 778	\$ 785
Transfer from Investments	\$ -	\$ 561,217	\$ 776,709
ATC Dividend Payment	\$ -	\$ 144,388	\$ 142,485
Total Cash Receipts	<u>\$ 3,339,423</u>	<u>\$ 7,636,046</u>	<u>\$ 7,799,957</u>
Disbursements			
AP Payments	\$ (1,365,314)	\$ (3,253,760)	\$ (3,110,285)
GLU Power Bill	\$ (1,683,333)	\$ (3,360,554)	\$ (3,512,717)
Transfer to Investments	\$ (225,000)	\$ (500,000)	\$ (410,000)
ATC - Voluntary Capital Call		\$ (76,203)	\$ (38,101)
Sales Tax Payment	\$ (35,714)	\$ (72,110)	\$ (67,491)
Payroll	\$ (466,510)	\$ (924,612)	\$ (746,642)
Service Fees	\$ (4,030)	\$ (8,155)	\$ (8,016)
Total Disbursements	<u>\$ (3,779,902)</u>	<u>\$ (8,195,394)</u>	<u>\$ (7,893,252)</u>
Net Cash Flow	<u><u>\$ (440,479)</u></u>	<u><u>\$ (559,347)</u></u>	<u><u>\$ (93,295)</u></u>

Wisconsin Rapids Water Works and Lighting Commission
 Combined Utility Income Statement
 Year to Date for Months Ending January 2024 and 2023

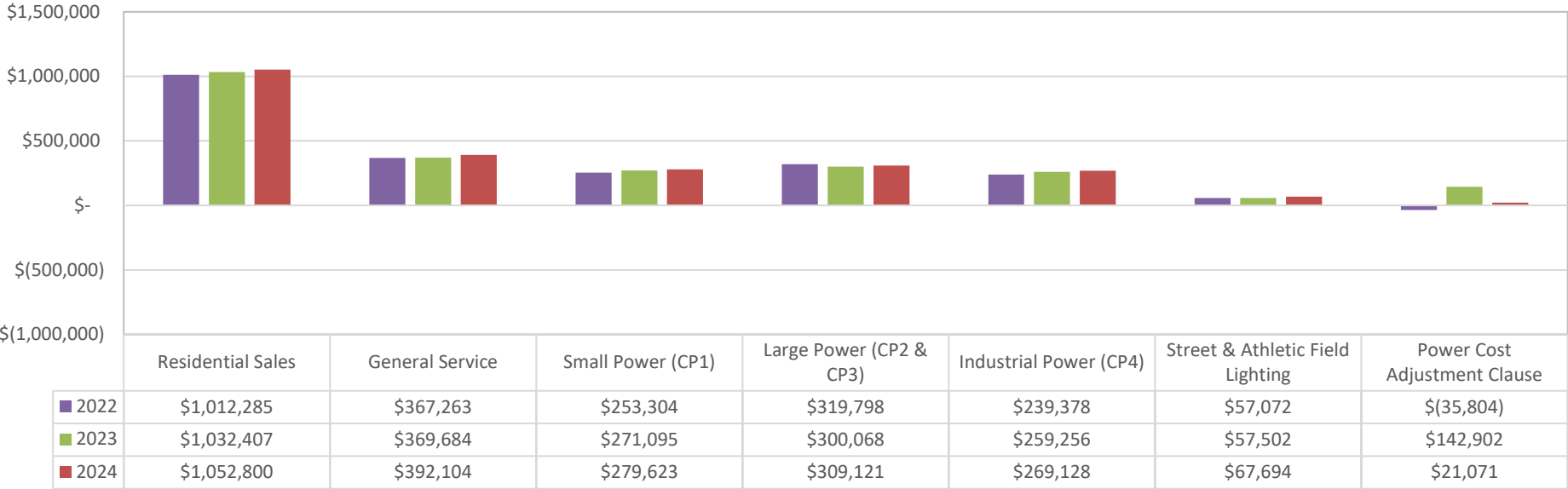
	Current Year to Date			Prior Year to Date			% Increase (Decrease)		
	Electric	Water	Total	Electric	Water	Total	Electric	Water	Total
Charges for Services	\$ 2,391,541	\$ 304,141	\$ 2,695,682	\$ 2,432,914	\$ 287,761	\$ 2,720,675	(1.7%)	5.7%	(0.9%)
Other Operating Revenues	\$ 159,393	\$ 134,214	\$ 293,607	\$ 143,202	\$ 156,951	\$ 300,153	11.3%	(14.5%)	(2.2%)
Total Operating Revenues	\$ 2,550,934	\$ 438,355	\$ 2,989,289	\$ 2,576,117	\$ 444,712	\$ 3,020,828	(1.0%)	(1.4%)	(1.0%)
Operating Expenses	2,171,476	393,101	2,564,577	2,277,780	426,969	2,704,749	(4.7%)	(7.9%)	(5.2%)
Depreciation Expense	196,599	81,138	277,737	192,416	78,438	270,855	2.2%	3.4%	2.5%
Taxes Expense	136,000	85,000	221,000	135,200	83,750	218,950	0.6%	1.5%	0.9%
Total Operating Expenses	2,504,075	559,239	3,063,314	2,605,396	589,157	3,194,553	(3.9%)	(5.1%)	(4.1%)
Operating Income (Loss)	\$ 46,859	\$ (120,884)	\$ (74,025)	\$ (29,279)	\$ (144,446)	\$ (173,725)	(260.0%)	(16.3%)	(57.4%)
Non-Operating Income	26,831	28,573	55,404	19,897	13,578	33,476	34.8%	110.4%	65.5%
Interest Charges	14,092		14,092	13,912		13,912	1.3%		1.3%
Other Non-operating Exp	33,803	8,851	42,655	35,563	8,766	44,330	(4.9%)	1.0%	(3.8%)
Net Income (Loss)	\$ 25,795	\$ (101,163)	\$ (75,367)	\$ (58,857)	\$ (139,634)	\$ (198,491)	(143.8%)	(27.6%)	(62.0%)

Wisconsin Rapids Water Works and Lighting Commission
Electric Income Statement
Year to Date for Months Ending January 2024, 2023, 2022

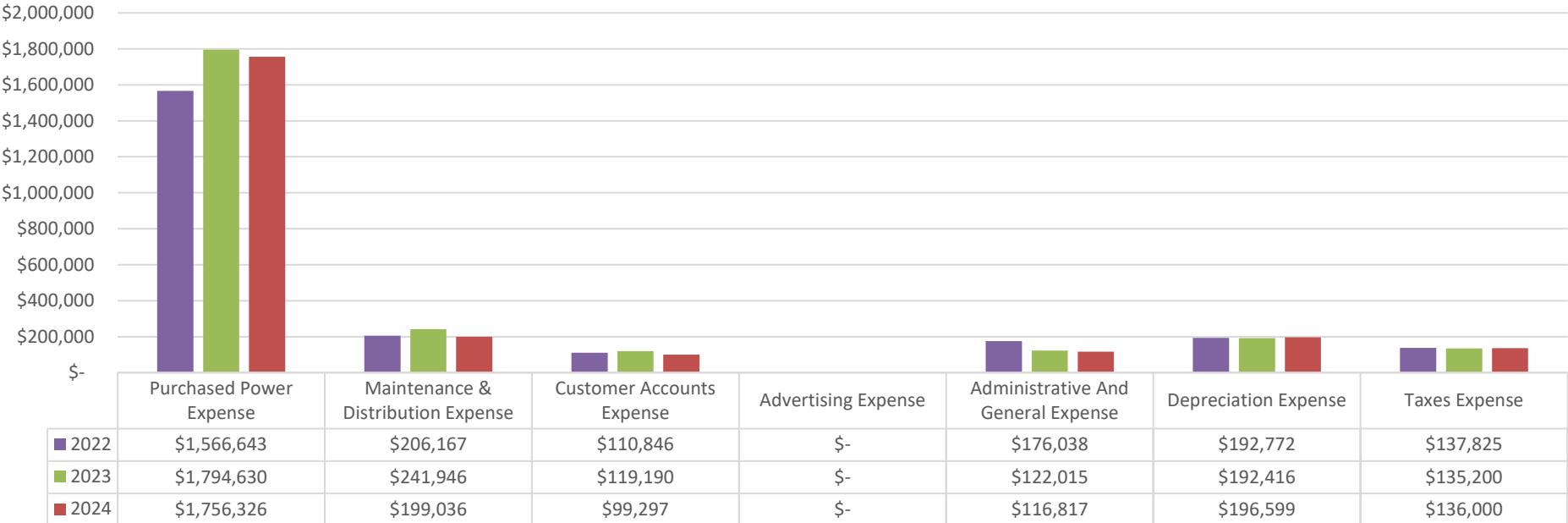
	Current Budget	2024 YTD	2023 YTD	2022 YTD	Remaining Budget
Sales of Electricity (\$)					
Residential Sales	\$ 12,671,000	\$ 1,052,800	\$ 1,032,407	\$ 1,012,285	\$ 11,618,200
General Service	\$ 4,769,000	\$ 392,104	\$ 369,684	\$ 367,263	\$ 4,376,896
Small Power (CP1)	\$ 3,647,000	\$ 279,623	\$ 271,095	\$ 253,304	\$ 3,367,377
Large Power (CP2 & CP3)	\$ 4,497,400	\$ 309,121	\$ 300,068	\$ 319,798	\$ 4,188,279
Industrial Power (CP4)	\$ 3,984,000	\$ 269,128	\$ 259,256	\$ 239,378	\$ 3,714,872
Street & Athletic Field Lighting	\$ 680,500	\$ 67,694	\$ 57,502	\$ 57,072	\$ 612,806
Power Cost Adjustment Clause	\$ 200,000	\$ 21,071	\$ 142,902	\$ (35,804)	\$ 178,929
Total Sales of Electricity	\$ 30,448,900	\$ 2,391,541	\$ 2,432,914	\$ 2,213,296	\$ 28,057,359
Other Operating Revenues					
Misc Service Revenues - Reconnect Fees	\$ 35,000	\$ -	\$ 35	\$ 105	\$ 35,000
Rent From Electric Property	\$ 292,000	\$ 148,622	\$ 144,499	\$ 136,334	\$ 143,378
Forfeited Discounts	\$ 95,000	\$ 10,496	\$ (1,332)	\$ 9,100	\$ 84,504
Other Electric Revenues	\$ 4,000	\$ 275	\$ -	\$ 164	\$ 3,725
Total Operating Revenues	\$ 30,874,900	\$ 2,550,934	\$ 2,576,117	\$ 2,358,999	\$ 28,323,966
Operating Expenses					
Purchased Power Expense	\$ 20,877,524	\$ 1,756,326	\$ 1,794,630	\$ 1,566,643	\$ 19,121,198
Maintenance & Distribution Expense	\$ 1,815,200	\$ 199,036	\$ 241,946	\$ 206,167	\$ 1,616,164
Customer Accounts Expense	\$ 784,600	\$ 99,297	\$ 119,190	\$ 110,846	\$ 685,303
Advertising Expense	\$ 26,500	\$ -	\$ -	\$ -	\$ 26,500
Administrative And General Expense	\$ 1,230,400	\$ 116,817	\$ 122,015	\$ 176,038	\$ 1,113,583
Depreciation Expense	\$ 2,458,000	\$ 196,599	\$ 192,416	\$ 192,772	\$ 2,261,401
Taxes Expense	\$ 1,710,000	\$ 136,000	\$ 135,200	\$ 137,825	\$ 1,574,000
Total Operating Expenses	\$ 28,902,224	\$ 2,504,075	\$ 2,605,396	\$ 2,390,291	\$ 26,398,149
Operating Income	\$ 1,972,676	\$ 46,859	\$ (29,279)	\$ (31,292)	\$ 1,925,817
Merchandise and Jobbing	\$ 55,000	\$ (3,448)	\$ (6,498)	\$ (7,787)	\$ 58,448
Interest and Dividend Income	\$ 1,050,000	\$ 36,178	\$ 13,996	\$ 5,771	\$ 1,013,822
Miscellaneous Non-Operating Income	\$ 160,000	\$ (5,898)	\$ 12,399	\$ (425)	\$ 165,898
Total Other Income Additions	\$ 1,265,000	\$ 26,831	\$ 19,897	\$ (2,441)	\$ 1,238,169
Interest Charges	\$ 143,000	\$ 14,092	\$ 13,912	\$ 13,902	\$ 128,908
Other Income Deductions	\$ 185,000	\$ 33,803	\$ 35,563	\$ 36,522	\$ 151,197
Total Net Income	\$ 2,909,676	\$ 25,795	\$ (58,857)	\$ (84,157)	\$ 2,883,881

Wisconsin Rapids Water Works and Lighting Commission
 Selected Electric Utility Financial Charts
 Year to Date for Months Ending January 2024, 2023, 2022

Electric Utility Sales Revenue by Customer Type



YTD Electric Operating Expenses

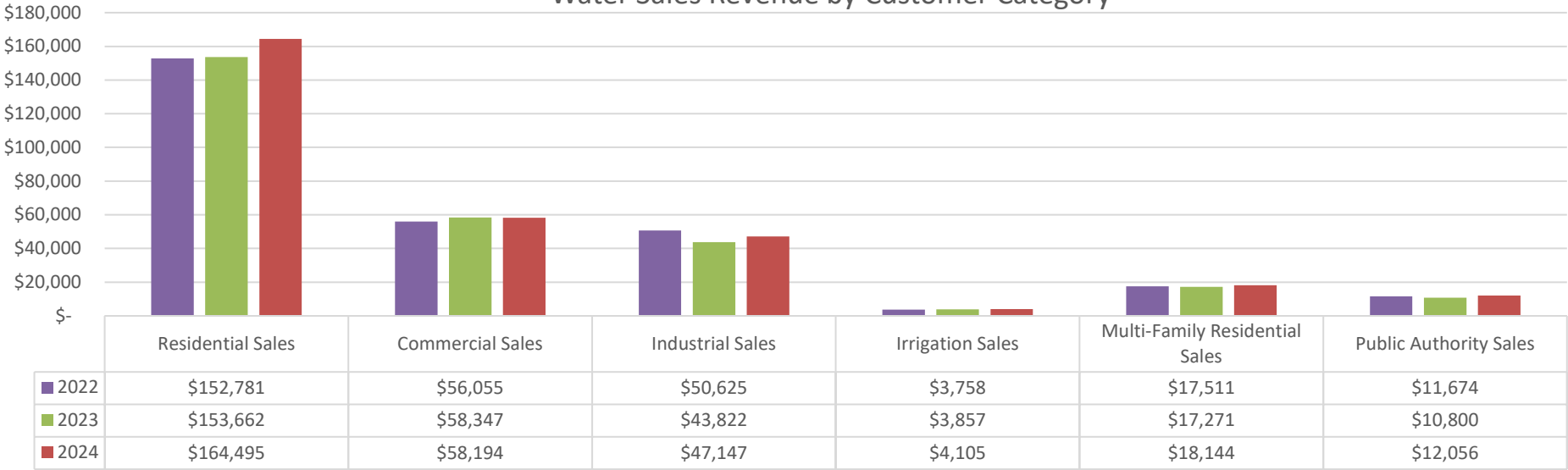


Wisconsin Rapids Water Works and Lighting Commission
Water Income Statement
Year to Date for Months Ending January 2024, 2023, 2022

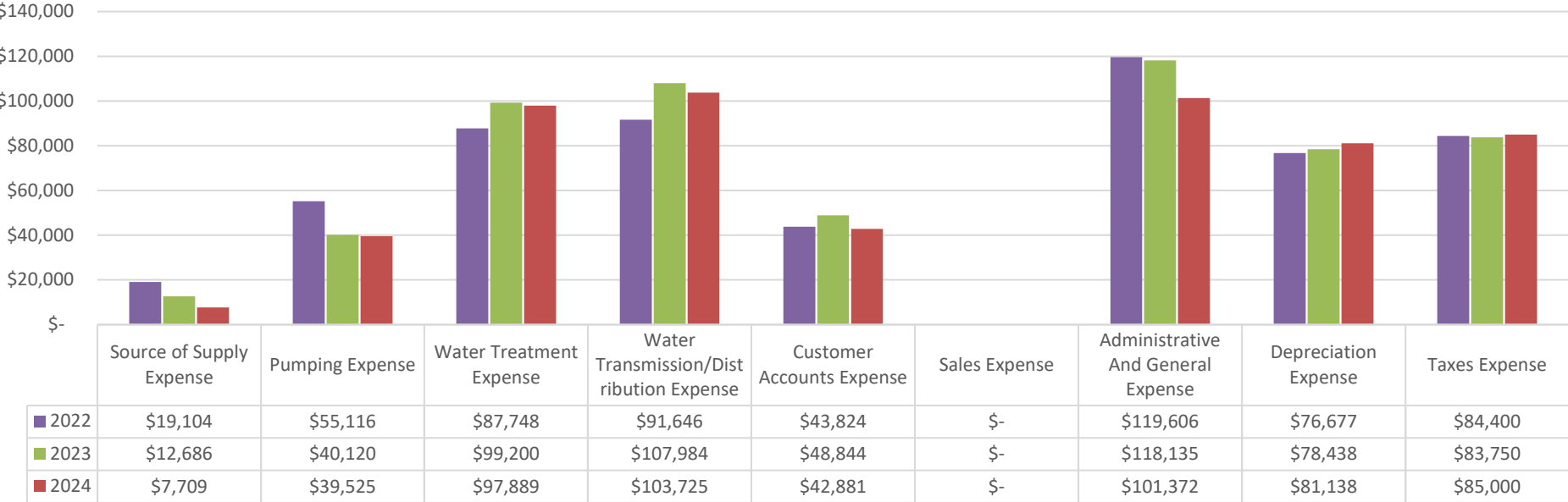
	Current Budget	2024 YTD	2023 YTD	2022 YTD	Remaining Budget
Metered Sales of Water (\$)					
Residential Sales	\$ 2,044,000	\$ 164,495	\$ 153,662	\$ 152,781	\$ 1,879,505
Commercial Sales	\$ 781,700	\$ 58,194	\$ 58,347	\$ 56,055	\$ 723,506
Industrial Sales	\$ 630,000	\$ 47,147	\$ 43,822	\$ 50,625	\$ 582,853
Irrigation Sales	\$ 352,000	\$ 4,105	\$ 3,857	\$ 3,758	\$ 347,895
Multi-Family Residential Sales	\$ 220,000	\$ 18,144	\$ 17,271	\$ 17,511	\$ 201,856
Public Authority Sales	\$ 210,000	\$ 12,056	\$ 10,800	\$ 11,674	\$ 197,944
Total Sales of Water	\$ 4,237,700	\$ 304,141	\$ 287,761	\$ 292,403	\$ 3,933,559
Other Operating Revenues					
Private Fire Protection	\$ 58,000	\$ 4,770	\$ 4,770	\$ 4,770	\$ 53,230
Public Fire Protection	\$ 1,392,000	\$ 116,697	\$ 107,031	\$ 106,239	\$ 1,275,303
Forfeited Discounts	\$ 48,000	\$ 3,736	\$ 3,177	\$ 3,647	\$ 44,264
Miscellaneous Service Revenues	\$ 2,300	\$ 385	\$ 665	\$ 105	\$ 1,915
Rent From Water Property	\$ 93,500	\$ 8,626	\$ 12,076	\$ 7,405	\$ 84,874
Other Water Revenues	\$ 95,000	\$ -	\$ 29,231	\$ 26,364	\$ 95,000
Total Operating Revenues	\$ 5,926,500	\$ 438,355	\$ 444,712	\$ 440,933	\$ 5,488,145
Operating Expenses					
Source of Supply Expense	\$ 122,900	\$ 7,709	\$ 12,686	\$ 19,104	\$ 115,191
Pumping Expense	\$ 321,600	\$ 39,525	\$ 40,120	\$ 55,116	\$ 282,075
Water Treatment Expense	\$ 786,500	\$ 97,889	\$ 99,200	\$ 87,748	\$ 688,611
Water Transmission/Distribution Expense	\$ 847,400	\$ 103,725	\$ 107,984	\$ 91,646	\$ 743,675
Customer Accounts Expense	\$ 172,900	\$ 42,881	\$ 48,844	\$ 43,824	\$ 130,019
Sales Expense	\$ 1,000	\$ -	\$ -	\$ -	\$ 1,000
Administrative And General Expense	\$ 1,034,900	\$ 101,372	\$ 118,135	\$ 119,606	\$ 933,528
Depreciation Expense	\$ 950,700	\$ 81,138	\$ 78,438	\$ 76,677	\$ 869,562
Taxes Expense	\$ 1,090,000	\$ 85,000	\$ 83,750	\$ 84,400	\$ 1,005,000
Total Operating Expenses	\$ 5,327,900	\$ 559,239	\$ 589,157	\$ 578,121	\$ 4,768,661
Operating Income	\$ 598,600	\$ (120,884)	\$ (144,446)	\$ (137,188)	\$ 719,484
Merchandise and Jobbing	\$ 2,000	\$ -	\$ -	\$ -	\$ 2,000
Interest and Dividend Income	\$ 255,000	\$ 28,573	\$ 13,578	\$ 6,000	\$ 226,427
Miscellaneous Non-operating Income	\$ 52,000	\$ -	\$ -	\$ -	\$ 52,000
Total Other Income Additions	\$ 309,000	\$ 28,573	\$ 13,578	\$ 6,000	\$ 280,427
Other Income Deductions	\$ 93,000	\$ 8,851	\$ 8,766	\$ 8,196	\$ 84,149
Total Net Income	\$ 814,600	\$ (101,163)	\$ (139,634)	\$ (139,383)	\$ 915,763

Wisconsin Rapids Water Works and Lighting Commission
 Selected Water Utility Financial Charts
 Year to Date for Months Ending January 2024, 2023, 2022

Water Sales Revenue by Customer Category



Water Operating Expense by Category



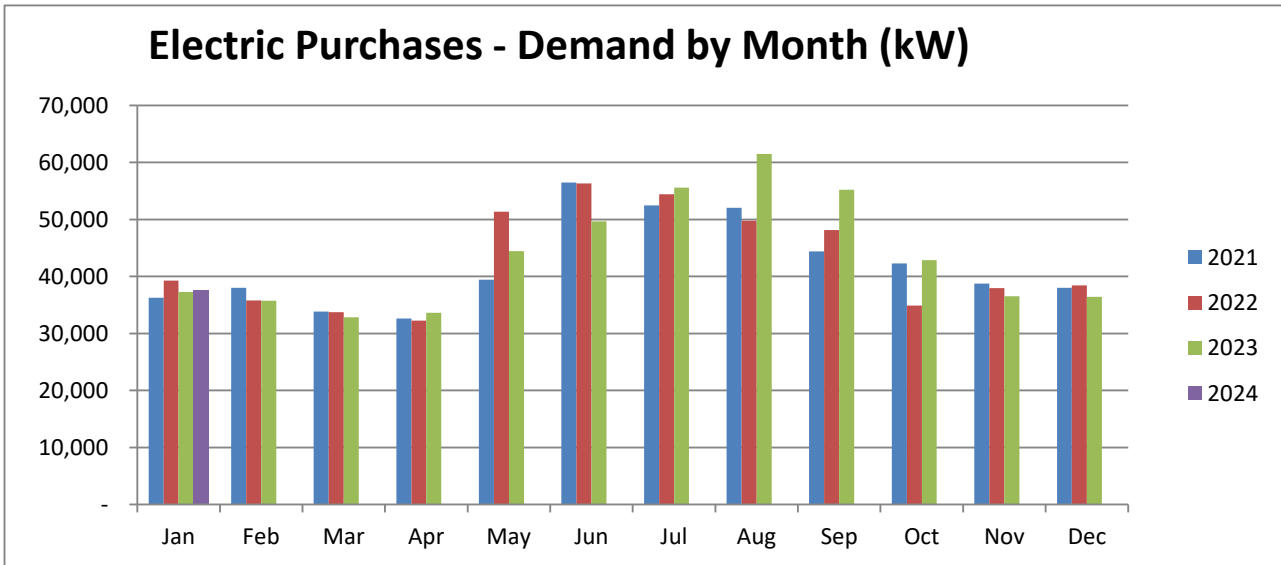
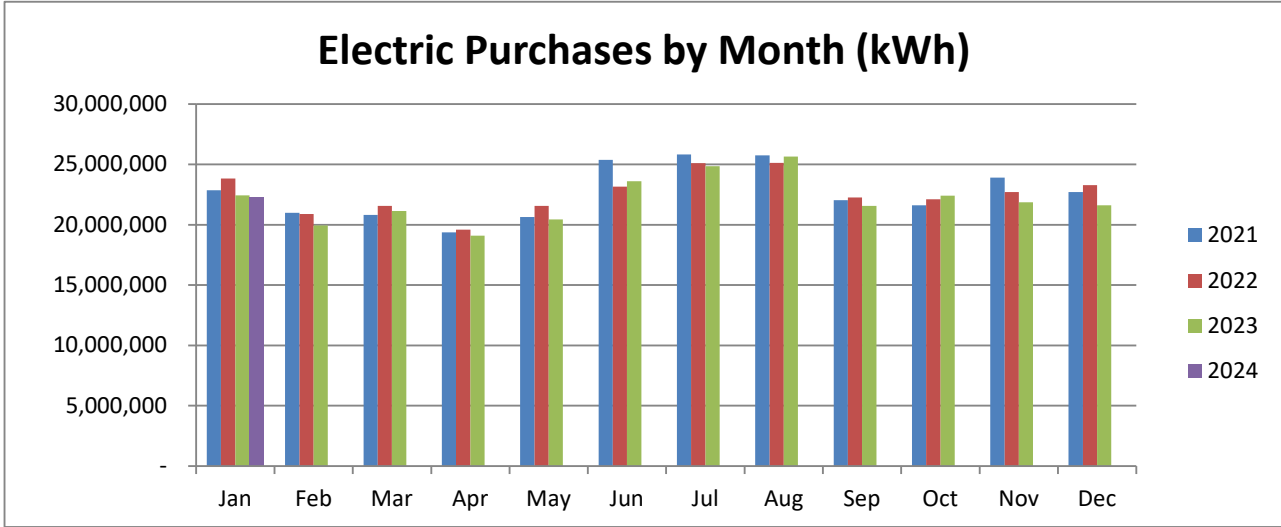
Wisconsin Rapids Water Works and Lighting Commission
Electric and Water Utility Balance Sheet
Balances as of January 2024 & 2023

	2024			2023		
	Electric Utility	Water Utility	Combined Utilities	Electric Utility	Water Utility	Combined Utilities
ASSETS						
Utility Plant						
Utility Plant in Service	71,241,998	49,920,282	121,162,280	68,366,171	48,933,905	117,300,076
Utility Plant in Service - Common	8,211,851	2,933,712	11,145,563	7,993,186	2,800,333	10,793,519
Property Held for Future Use	500	104,255	104,755	500	104,255	104,755
Construction Work in Progress	1,885,004	146,039	2,031,042	893,014	156,753	1,049,767
Total Utility Plant	81,339,352	53,104,288	134,443,640	77,252,872	51,995,245	129,248,117
Less: Accumulated Depreciation						
Accumulated Depreciation	(31,097,324)	(19,981,588)	(51,078,912)	(29,456,686)	(19,156,207)	(48,612,894)
Accumulated Depreciation - Common	(6,599,075)	(2,029,406)	(8,628,482)	(6,106,385)	(1,883,737)	(7,990,122)
Total Accumulated Depreciation	(37,696,400)	(22,010,994)	(59,707,394)	(35,563,071)	(21,039,944)	(56,603,016)
Net Utility Plant	43,642,952	31,093,294	74,736,246	41,689,801	30,955,301	72,645,102
Current and Accrued Assets						
Cash	284,459	913,305	1,197,765	1,165,869	(333,481)	832,389
Working Funds	940	-	940	940	-	940
Rate Stabilization Deposit	300,671	-	300,671	-	-	-
Temporary Cash Investments	580,475	505,678	1,086,153	627,264	462,817	1,090,080
Customer Accounts Receivable	3,304,149	618,664	3,922,813	3,311,099	608,159	3,919,258
Other Accounts Receivable	247,584	374,171	621,755	310,028	434,122	744,150
Receivable From Municipality	19,412	-	19,412	8,354	-	8,354
Notes Receivable	500,000	-	500,000	500,000	-	500,000
Sewer Fee For Collections	-	357,856	357,856	-	350,174	350,174
Due To (From) Municipality	23,167	46,261	69,428	22,745	399,084	421,829
Plant Materials & Supplies	2,063,222	469,061	2,532,283	2,024,606	644,005	2,668,611
Stores Expense	40,503	11,998	52,501	10,042	8,994	19,036
Prepayments	272,854	990	273,843	250,173	166	250,339
Interest Receivable	-	-	-	-	-	-
Total Current and Accrued Assets	7,637,436	3,297,984	10,935,420	8,231,119	2,574,041	10,805,160
Other Investments						
Depreciation Fund	5,505,242	6,088,166	11,593,408	4,851,734	5,424,269	10,276,003
Other Investments	9,538,469	-	9,538,469	8,888,708	-	8,888,708
Other Special Funds	517,375	3,280	520,655	500,955	3,280	504,235
Total Other Investments	15,561,086	6,091,446	21,652,532	14,241,397	5,427,549	19,668,947
Deferred outflows of Resources						
Unamortized Debt Disc & Expense	351,869	-	351,869	420,618	-	420,618
Preliminary Survey & Investigation Charges	2,808	-	2,808	2,808	-	2,808
Clearing Accounts	2,318	2,144	4,462	2,772	(3,488)	(716)
Deferred Outflows Related To Pension	2,703,917	1,598,136	4,302,053	3,304,963	1,911,567	5,216,530
Misc Deferred Debits	173,272	141,456	314,728	209,608	126,032	335,640
Total Deferred Outflows of Resources	3,234,183	1,741,736	4,975,919	3,940,769	2,034,112	5,974,880
Total Assets and Deferred Outflows	70,075,658	42,224,460	112,300,118	68,103,086	40,991,003	109,094,089

Wisconsin Rapids Water Works and Lighting Commission
Electric and Water Utility Balance Sheet
Balances as of January 2024 & 2023

	2024			2023		
	Electric Utility	Water Utility	Combined Utilities	Electric Utility	Water Utility	Combined Utilities
LIABILITIES						
Current and Accrued Liabilities						
Accounts Payable	2,814,145	-	2,814,145	2,861,679	-	2,861,679
Payables To Municipality	-	-	-	-	(188)	(188)
Customer Deposits	446,978	-	446,978	428,878	-	428,878
Taxes Accrued	747,252	572,408	1,319,660	804,073	591,753	1,395,826
Interest Accrued	57,642	-	57,642	46,643	-	46,643
Tax Collections Payable	79,613	-	79,613	77,477	-	77,477
Misc Current And Accrued Liabilities	1,906,036	764,780	2,670,816	1,963,313	846,355	2,809,667
Total Current and Accrued Liabilities	6,051,666	1,337,188	7,388,854	6,182,062	1,437,920	7,619,982
Long Term Debt						
Long Term Debt - Bonds	3,460,000	-	3,460,000	3,995,000	-	3,995,000
PROPRIETARY CAPITAL						
Capital Paid In By Municipality	1,030,967	798,819	1,829,787	1,030,967	798,819	1,829,787
Retained Earnings	56,439,328	38,368,708	94,808,037	53,606,736	36,940,766	90,547,503
Total Proprietary Capital	57,470,296	39,167,527	96,637,823	54,637,704	37,739,586	92,377,289
Deferred Inflows of Resources						
Customer Advance For Construction	202,256	-	202,256	29,066	-	29,066
Wholesale Rate Refund & Public Benefits	284,647	-	284,647	354,406	-	354,406
Unamortized Premium On Debt	33,484	-	33,484	40,017	-	40,017
Other Deferred Credits	2,573,310	1,719,744	4,293,054	2,864,832	1,813,498	4,678,330
Total Deferred Inflows of Resources	3,093,696	1,719,744	4,813,440	3,288,320	1,813,498	5,101,818
Total Liabilities, Equity and Def Inflows	70,075,658	42,224,460	112,300,118	68,103,086	40,991,003	109,094,089

Wisconsin Rapids Water Works and Lighting Commission
 Monthly Electric Purchases
 2021-2024



**Wisconsin Rapids Water Works & Lighting Commission
Investment Report**

2/29/2024

INSTITUTION	FACE VALUE	FACE VALUE & ACCRUED INT	RATE/ YIELD	MATURITY DATE	DATE ACQUIRE D	TYPE
Local Government Investment Pool (LGIP)	850,454.07	850,454.07	5.390%			
Prevail Bank	3,578,710.38	3,578,710.38	5.000%			
Ehlers Investments						
AMERICAN EXPRESS BANK	200,000.00	201,516.71	1.600%	3/11/2024	3/3/2022	CD
COMERICA BANK	237,000.00	246,869.91	5.060%	5/3/2024	5/4/2023	CD
BARCLAY'S BANK DELAWARE	248,000.00	249,688.47	2.000%	6/3/2024	5/31/2022	CD
UNITED HERITAGE CREDIT UNION	245,000.00	245,000.00	5.350%	9/30/2024	3/22/2023	CD
METRO CREDIT UNION CHELSEA MASS	248,000.00	249,027.33	5.400%	1/17/2025	7/13/2023	CD
SPOKANE TEACHERS CREDIT UNION	248,000.00	248,153.56	5.650%	2/25/2025	8/25/2023	CD
FIRST TECHNOLOGY FEDERAL CREDIT UNION	248,000.00	248,747.40	5.020%	3/7/2025	2/28/2023	CD
LIBERTY FEDERAL CREDIT UNION	248,000.00	249,008.31	5.300%	7/14/2025	7/14/2023	CD
CAPITAL ONE NATIONAL ASSOCIATION	175,000.00	175,537.95	3.430%	7/28/2025	7/21/2022	CD
HAWAII CENTRAL FEDERAL CREDIT UNION	248,000.00	248,076.10	5.600%	10/27/2025	10/28/2022	CD
AUSTIN TELCO FEDERAL CREDIT UNION	225,000.00	225,863.01	5.000%	11/28/2025	11/28/2022	CD
FIRST CENTRAL CREDIT UNION WACO TEXAS	145,000.00	145,386.14	5.400%	10/13/2026	10/11/2023	CD
ALLIANT CREDIT UNION CHICAGO	245,000.00	245,338.30	5.600%	11/20/2026	11/20/2023	CD
HUGHES FEDERAL CREDIT UNION	248,000.00	248,000.00	5.500%	11/30/2026	11/29/2023	CD
FDIC INSURED MONEY MARKET	672,816.12	672,816.12	4.800%			MM
MUKWONAGO WIS BOND	100,000.00	101,222.22	4.340%	6/1/2024	10/6/2022	MUNI BOND
FALLBROOK (CA) PUB UTILITY DIST REV BOND	200,000.00	200,718.92	0.725%	9/1/2024	1/27/2021	MUNI BOND
CALIFORNIA STATE BOND	245,000.00	248,399.38	2.840%	4/28/2025	4/28/2022	MUNI BOND
COWETA COUNTY (GA) WATER STSTEM REV BONL	300,000.00	301,466.67	2.000%	6/1/2025	6/9/2021	MUNI BOND
TUSCOLA COUNTY (MI) GO PENSION BOND	60,000.00	60,326.33	5.300%	9/1/2025	7/1/2023	MUNI BOND
LAUDERHILL (FL) SALES TAX REV BOND	55,000.00	55,569.80	5.500%	10/1/2025	7/12/2023	MUNI BOND
O'FALLON (MO) REFERENDUM BOND	110,000.00	110,721.11	5.256%	11/1/2025	7/12/2023	MUNI BOND
MONTGOMERY (OH) SPECIAL OBILIGATION REV BC	100,000.00	100,241.02	5.482%	12/1/2025	7/12/2023	MUNI BOND
SANDY SPRINGS (GA) TAXABLE REFERENDUM BO	140,000.00	140,440.53	4.850% *	5/1/2026	2/21/2024	MUNI BOND
CLAYTON WIS WATER SYSTEM REV BOND	250,000.00	251,222.22	2.000%	6/1/2026	6/1/2021	MUNI BOND
FULLERTON (CA) TAXABLE REFERENDUM BONDS	110,000.00	110,824.40	4.950% *	4/1/2027	2/1/2024	MUNI BOND
LOS ANGELES (CA) SCHOOL DISTRICT GO BONDS	75,000.00	75,722.70	4.950% *	5/1/2027	2/26/2024	MUNI BOND
FEDERAL HOME LOAN BANK	250,000.00	250,631.25	0.900%	11/18/2024	10/28/2021	US GOVT
FEDERAL HOME LOAN BANK	145,000.00	146,644.84	2.360%	4/28/2025	4/28/2022	US GOVT
FEDERAL HOME LOAN BANK	265,000.00	267,323.53	5.340%	6/30/2025	12/7/2022	US GOVT
FEDERAL HOME LOAN BANK	550,000.00	562,307.78	5.330%	3/29/2026	3/30/2023	US GOVT
FEDERAL HOME LOAN BANK	340,000.00	345,127.15	5.375%	5/18/2026	6/1/2023	US GOVT
FEDERAL HOME LOAN BANK	500,000.00	500,944.17	1.029%	6/23/2026	6/2/2021	US GOVT
FEDERAL HOME LOAN BANK	300,000.00	306,208.33	4.990%	9/30/2027	9/13/2022	US GOVT
FEDERAL HOME LOAN BANK	265,000.00	270,032.42	5.630%	4/28/2028	4/28/2023	US GOVT
UNITED STATES TREASURY BILL	500,000.00	497,952.50	5.397%	4/2/2024	2/6/2024	US TREAS
UNITED STATES TREASURY NOTE	251,000.00	251,548.20	0.950%	11/15/2024	12/15/2021	US TREAS
		9,054,624.78				
TOTAL INVESTMENTS	13,420,980.57	13,483,789.23				
ACCOUNT BALANCES POST-JOURNAL ENTRY						
ELECTRIC UTILITY DEPRECIATION FUND 0-1261-00		5,535,567.08				
ELECTRIC REVENUE BOND REDEMPTION 0-1252-00		572,131.05				
WATER UTILITY DEPRECIATION FUND 2-1261-00		6,124,513.60				
TAX ESCROW FUND 0-1361-00 2-1361-00		490,677.70 533,931.48				
GENERAL FUND 0-1365-00 2-1365-00		192,730.31 34,238.01				
TOTAL INVESTMENTS		13,483,789.23				



Water Works and Lighting Commission

221 16th St. So. P.O. Box 399 Wisconsin Rapids, WI 54495-0399
715/423-6300 FAX: 715/423-2831

INFORMATION SYSTEMS ADMINISTRATOR'S REPORT
February 2024

Network Hardware Clean-up

Now that all of the new network switches have been installed, I will be working on replacing some of the old wiring. This will eliminate the cables as a point of failure.

Copier Replacement

The new copiers will be installed on March 18th.

Fire Alarm Rebuild

This project will improve the stability of the fire alarm system in the filter plant by moving the control modules for each fire detector to a more climate-controlled area. Most of the failures that we have had in the past have been due to corrosion of the module connectors. This should eliminate that issue.

Projects

1. Cyber Security
2. Copier Replacement
3. Wireless Access Point Replacement
4. Data Backup Hardware Replacement
5. Fire Alarm Rebuild for the Filter Plant

Sincerely,

Matt Stormoen
Information Systems Administrator



Water Works and Lighting Commission

221 16th Street So. P.O. Box 399 Wisconsin Rapids, WI 54495-0399 715/423-6300 FAX: 715/423-2831

**Key Accounts/Conservation Manager Report
February 2024**

Focus on Energy Community Impact Program

This month WW&LC was honored to be part of a video shoot to provide recognition for a local business that was recently selected and benefited from the program offer that promoted energy efficiency upgrades to their business. Several months ago, we partnered with Focus on Energy with selecting local businesses that may be in dire need of energy efficiency upgrades.

Brings Cycling & Fitness was selected to assist with the success story video. They have been a business in our community since 1945. This long lasting family owned business was an essential business in our community, fitting bicycles to members of our community throughout the generations. This was not only an obvious selection, but a business that has been a part of our community for 80 years. The LED lighting upgrades have created a more aesthetically pleasing environment for its customers, while drastically reducing its energy usage.

The success story video will be used on the Focus on Energy Website for marketing the state wide energy efficiency program. WW&LC is waiting for confirmation to use the success story video on our Utility website, and should be posted within a six month period.

Rate Change/Option Letters

One business was sent a letter informing them of their change in electric usage, and option to remain or move out of their current rate. Load analysis have been performed, and are pending further communications to discuss the most cost effective rate for their organization.

Respectfully,

Shawn Reimer

Key Accounts Manager



Water Works and Lighting Commission

221 16th Street So. P.O. Box 399 Wisconsin Rapids, WI 54495-0399 715/423-6300 FAX: 715/423-2831

ELECTRICAL ENGINEER'S REPORT
February 2024

SCADA PLC Upgrade Update

All of the large PLCs' processors have been replaced in the SCADA system. This includes all 6 substations, all 4 PLCs in the filter plant, and the main SCADA PLC. I am currently working on replacing the compact PLCs that are in use at the wells and water towers. These take quite a bit more time to program since I am not only replacing the processor, but the whole PLC including the input/output cards as well. Since everything is new, there is quite a bit to change in the old program to make it compatible with the new parts.

Transformer Inventory

2023 Order:

1 @ 2500KVA 3 phase 277/480V Pad-mount

2024 Order – Remaining to be received:

1 @ 2500KVA 3 phase 277/480V Pad-mount

1 @ 300KVA 3 phase 120/208V Pad-mount

1 @ 150KVA 3 phase 120/208V Pad-mount

1 @ 75KVA 3 phase 120/208V Pad-mount

We received a lot of transformers this month. All single-phase units ordered for 2024 have been received. All but one of the units ordered for 2023 have been received. We currently only have 5 total transformers left to be received. The transformer supply chain has seemingly caught up with demand, and we hopefully will have little to no issues with delays going into our order for 2025.

Tyler Sneen
Electrical Engineer



Water Works and Lighting Commission

221 16th Street So. P.O. Box 399 Wisconsin Rapids, WI 54495-0399 715/423-6300 FAX: 715/423-2831

**DIRECTOR OF ENGINEERING AND ELECTRIC OPERATIONS REPORT
February, 2024**

APPA RP3 Award

I was informed by APPA that WW&LC received the "Platinum Award" as a Reliable Public Power Provider, scoring a 94 out of 100 points on our application. The award is valid from April, 2024 until March, 2027. WW&LC has received this distinguished honor since 2011 from APPA; earning 2 "Gold", 2 "Platinum", and 2 "Diamond" RP3 titles. We decided to display these awards in the small conference room.

SCADA PLC Upgrade

I worked with Tyler upgrading multiple PLC's on the SCADA System. The only ones remaining to upgrade are at the wells and water towers.

Todd Weiler, P.E.

Director of Engineering & Electric Operations



Water Works and Lighting Commission

221 16th Street So. P.O. Box 399 Wisconsin Rapids, WI 54495-0399 715/423-6300 FAX: 715/423-2831

**GENERAL MANAGER'S REPORT
February, 2024**

Great Lakes Utilities: The GLU Board met via video conferencing on February 20th. The demand nominations and participation shares for the Wepco wholesale power supply contracts were approved by the Board. The Board approved a Master Member Services Agreement. This agreement provides for GLU to assist members with various projects and services. Examples include rate case services and cost of service studies. The Lakeswind farm in western Minnesota has performed very well the past couple of years because of the higher cost of power in the MISO pricing and congestion in the zone the wind farm resides.

Alliance for Cooperative Energy Services: We attended several ACES conference calls in February. We continue to work with ACES to determine what variables and potential power supply resources to use in our upcoming integrated resource plan. We have been adjusting load forecast for the MISO and strategizing for the capacity auction which occurs in the middle of March.

Jem Brown
General Manager