



Water Works and Lighting Commission

221 16th Street South P.O. Box 399 Wisconsin Rapids, WI 54495-0399 715/423-6300 FAX: 715/423-2831

AGENDA

There will be a Regular Meeting of the Water Works and Lighting Commission in the conference room on Wednesday, April 10, 2024, at 2:00 PM.

Listed below is the agenda for this meeting.

1. Call to order
2. Approval, additions, or corrections to the minutes of the following meeting
 - 2.1. Regular Commission Meeting held March 13, 2024
3. Action items
 - 3.1. Recondition WR West Substation Transformer
4. Department updates
 - 4.1. Safety Committee
 - 4.2. Line Superintendent
 - 4.3. Water Department Operations
 - 4.4. Customer Support Supervisor
 - 4.5. Director of Finance
 - 4.6. Information Systems Administrator
 - 4.7. Conservation Manager
 - 4.8. Electrical Engineer
 - 4.9. Director of Engineering & Electric Operations
 - 4.10. General Manager
5. Review of accounts payable
6. Adjourn

If given 72 hours' notice, efforts will be made by the General Manager's office to accommodate the needs of disabled individuals through sign language interpreters and other auxiliary aids.

Regular Meeting of the Water Works and Lighting Commission
Wednesday, March 13, 2024

There were present:

Commissioner Jay Bemke
Commissioner John Harper
Commissioner Rick Merdan
Commissioner Jeff Penzkover

Also in attendance: Jem Brown, Roxanne Gronski, Jeff Kuhn, Josh Elliott, Matt Stormoen, Shawn Reimer, Adam Breunig, Todd Weiler, Tyler Sneen, Lynn Schroer and Sean Wall.

1. Call to Order

Acting Chairman Rick Merdan called the meeting to order at 2:00 PM. Commissioner John Bergin was excused from today's meeting.

2. Approval, additions or corrections to the minutes of the following meeting

2.1 Regular Commission Meeting held February 14, 2024

There was a motion made by Jay Bemke, seconded by Jeff Penzkover, and carried to approve the minutes of the Regular Commission Meeting held on February 14, 2024, and to place them on file. There were no nay votes recorded.

3. Action items

3.1 Summer help request

After discussion there was a motion made by Jay Bemke, seconded by John Harper, and carried to approve a request from Customer Support Supervisor Lynn Schroer to hire one limited term summer employee. This employee will work in the office assisting with customer service duties and will also be assisting the water department with the lead copper rule revision regulations. There were no nay votes recorded.

4.0 Department updates

4.1 Safety Committee Report

The commissioners reviewed and discussed the Safety Coordinator's

monthly report. Sean Wall answered questions regarding safety awards and the upcoming respirator fit testing.

4.2 Line Superintendent's Report

This report was reviewed and February call-ins and projects were discussed.

4.3 Water Department Operations Report

This report was reviewed and Adam Breunig answered questions regarding February maintenance water projects and the Lincoln Street water main project.

4.4 Customer Support Supervisor's Report

This report was reviewed and Lynn Schroer answered questions regarding the upcoming April 15th moratorium.

4.5 Director of Finance's Report

This report was reviewed and Jeff Kuhn answered questions regarding the financial statements.

4.6 Information System's Administrator's Report

This report was reviewed and discussed. Matt Stormoen answered questions regarding the network hardware cleanup and fire alarm rebuild.

4.7 Conservation Manager's Report

This report was reviewed and discussed. Shawn Reimer answered questions regarding the Focus on Energy Community Impact Program. Shawn also stated that WW&LC participated in the Lincoln High School Reality Check. This is a literacy simulation that helps to prepare graduating seniors with a realistic experience in budgeting, understanding financial responsibilities and making potential life choices while interacting with business and community members.

4.8 Electrical Engineer's Report

This report was reviewed and was discussed. Tyler Sneen answered questions regarding our transformer inventory.

4.9 Director of Engineering & Electric Operations

This report was reviewed and discussed. Todd Weiler stated that he was

informed by APPA that WW&LC once again received the Platinum Award as a Reliable Public Power Provider. WW&LC has received this distinguished honor since 2011 having earned 2 “Gold”, 2 “Platinum”, and 2 “Diamond” RP3 titles.

4.10 General Manager’s Report

This report was reviewed and discussed. Jem Brown answered questions regarding the various conference calls he attended regarding Great Lakes Utilities (GLU) and Alliance for Cooperative Energy Services (ACES) projects.

5. Review of accounts payables

A listing of all invoices and checks covering February was provided to the commission for review and all questions answered.

6. Adjourn

There was a motion made by Jay Bemke, seconded by Jeff Penzkover, and carried to adjourn at 2:24 PM. There were no nay votes recorded.

Respectfully submitted,

John Harper, Acting Secretary



Water Works and Lighting Commission

221 16th Street South P.O. Box 399 Wisconsin Rapids, WI 54495-0399 715/423-6300 FAX: 715/423-2831

Action Item 3.1

Recondition the WR West Substation 10MVA Waukesha Transformer and LTC

The amount of moisture in the 1990 10MVA Substation Transformer at the West WR Substation has jumped from 10ppm in 2021, to 14ppm in 2022, and now was at 36ppm in 2023. Maintenance is recommended once moisture exceeds 35ppm. For a unit like this, that is 34 years old, the moisture is most likely entering through cracks in the gasket material at various locations on the unit.

I am requesting the commission approve \$49,000 to have Electric Power Systems perform the following work on the 1990 10MVA Waukesha/Magnetec Transformer and Load Tap Changer.

- The transformer and LTC oil will be drained and placed in temporary storage.
- A complete re-gasket of the transformer and LTC will be done including:
 - Bushings
 - Radiators
 - External Components
 - Valves
 - Manholes
 - LTC Door
 - LTC External Components
- The reversing switch and roller brake on the LTC will be upgraded.
- The unit will be vacuum processed and refilled with the existing oil filtered of moisture.
- Visual, mechanical, and electrical tests will be performed including turns ratio, power factor and the resistance measurements of the windings prior to it being placed in service.

Life expectancy for a unit like this is over 50 years and these maintenance steps should keep this unit in top working condition for many more years to come.

Todd Weiler, P.E.

Director of Engineering and Electric Operations

Wisconsin Rapids Water Works & Lighting Commission

March 2024

Prepared By: Sean T. Wall, MEUW Senior Regional Safety Coordinator

SAFETY REPORT

ACCOMPLISHMENTS

1. Training

- a. CPR / AED / First Aid / BBP hands on training (class 4 of 4) 3/6
- b. Hearing Conservation & PPE Safety training 3/26

2. Audits/Inspections

- a. MSDSOnline system and facility chemical audit conducted with Shawn Reimer

3. Compliance/Risk Management

- a. Working with Roxanne to ensure Respirator Fit Testing and annual hearing tests are planned
- b. Attended Safety Committee meeting
- c. Attended Commission meeting

GOALS AND OBJECTIVES

1. Training

- a. Excavation / Trenching, Confined Space Awareness, and Respiratory Protection safety training (Water)

2. Audits/Inspections

- a. No inspections planned

3. Compliance/Risk Management

- a. Attend Safety Committee meeting
- b. Attend Commission meeting



Water Works and Lighting Commission

221 16th Street South P.O. Box 399 Wisconsin Rapids, WI 54495-0399 715/423-6300 FAX: 715/423-2831

**LINE SUPERINTENDENT'S REPORT
March, 2024**

Work Performed

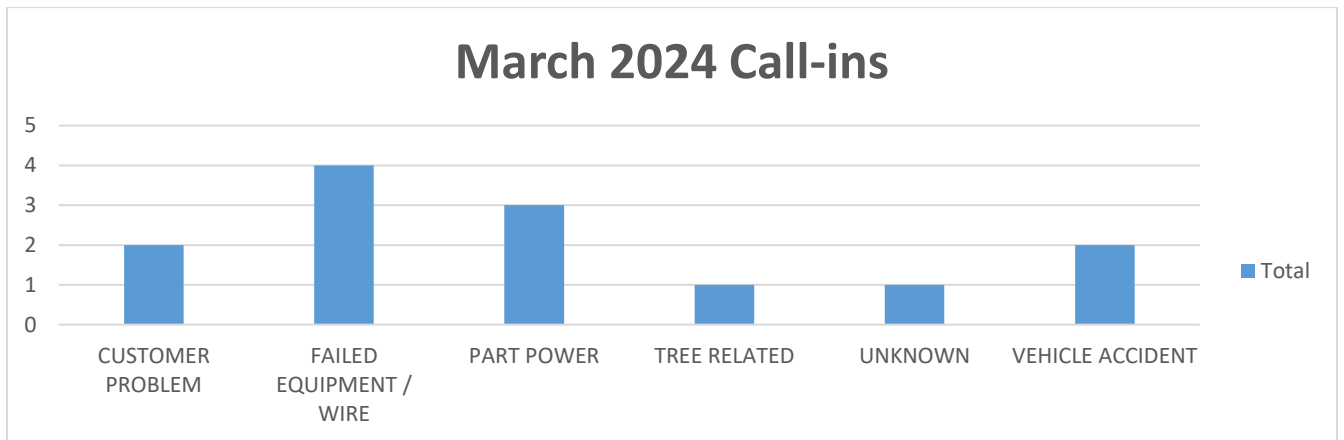
During March, the Electric Department processed 12 work orders, 8 electric service orders, and 75 trouble slips.

Other Projects

- Continued pole replacements.
- Continued tree trimming.
- Completed 2023 URD conversions.
- Worked on multiple customer projects.
- Completed Loop 1 rebuild with URD conversion at Gaynor Park.
- Began 2024 URD conversions and City projects.

After Hours Calls

In March there were 13 after-hour call-ins.



The calls for "Failed Equipment" were for 2 bad combinations, a broken tie wire, and a blown bayonet fuse.

Respectfully submitted,

Josh Elliott
Electric Line Superintendent



Water Works and Lighting Commission

221 16th Street South P.O. Box 399 Wisconsin Rapids, WI 54495-0399 715/423-6300 FAX: 715/423-2831

**WATER DEPARTMENT OPERATIONS REPORT
March 2024**

WATER PROJECTS

During March, the water department worked on the following projects.

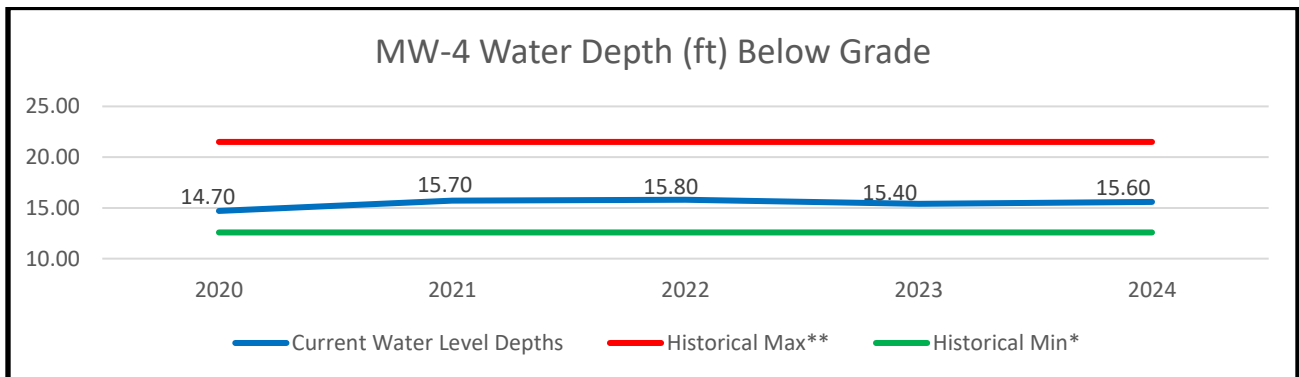
- The water department completed the Capital Improvement project for an 800' replacement of 12" DI water main on 17th Ave N between Engel Rd. and the Railroad ROW.
- Crews began material deliveries for the start of the Capital Improvement project on Lincoln St between E Riverview Expressway and Peach St.
- Crews installed a new 8" water service saddle and tapping valve for 611 25th Ave N.
- Midwest Meter arrived on-site in March and completed the annual large meter testing throughout our supply/treatment facilities as well as the distribution system.
- Illini Environmental arrived on-site in March and completed the 5-year scheduled Sodium Hydroxide tank cleaning.

TROUBLE CALLS

The water meter crew responded to 57 trouble calls and tested 13 water meters.

WATER DEPTHS AT MONITORING WELL (MW) 4 FOR THE LAST 5 YEARS

The readings given below were taken during the last week of March of the year.



* Historical minimum depth below grade for MW-4 was 12'-7" on July 2nd, 2004.

** Historical maximum depth below grade for MW-4 was 21'-6" on September 11th, 2009.

Sincerely,

Adam Breunig

Water Superintendent



Water Works and Lighting Commission
221 16th Street S, P.O. Box 399 Wisconsin Rapids, WI 54495-0399 (715) 423-6300

CUSTOMER SUPPORT SUPERVISOR'S REPORT
MARCH 2024

COLLECTIONS

Below is the comparison of active and inactive accounts receivable in March.

Table with 4 columns: Category, March, 2022, March, 2023, March, 2024. Rows include 30 day, 60 day, 90 day, Current, Total Active, Total Inactive, and Total AR.

In March, 294 water disconnection letters were mailed to customers with a past due water balance. Eighty-seven locations were tagged for disconnection resulting in 13 disconnections. One property remains disconnected to date.

Thirty-five commercial accounts were notified of a past due balance and pending disconnection in March. Nine properties were tagged for disconnection and all accounts were paid prior to disconnection.

Electric disconnections will begin on Monday, April 15th with automated phone calls beginning on Monday, April 8th. Our disconnection calendar is set through October and all employees involved will meet to go over the process and discuss any details.

Tax Refund Interception Program (TRIP) and State Debt Collection (SDC)

We received \$10,622 through SDC in March and \$4,561 through TRIP for a 2024 total of \$25,932. In comparison to 2023, the SDC and TRIP total was \$19,446 at this time. We also sent 35 letters to customers who have an inactive balance of 60 days past due. Any unpaid balance that remains after 30 days will be sent to SDC.

MARCH OFFICE INFORMATION

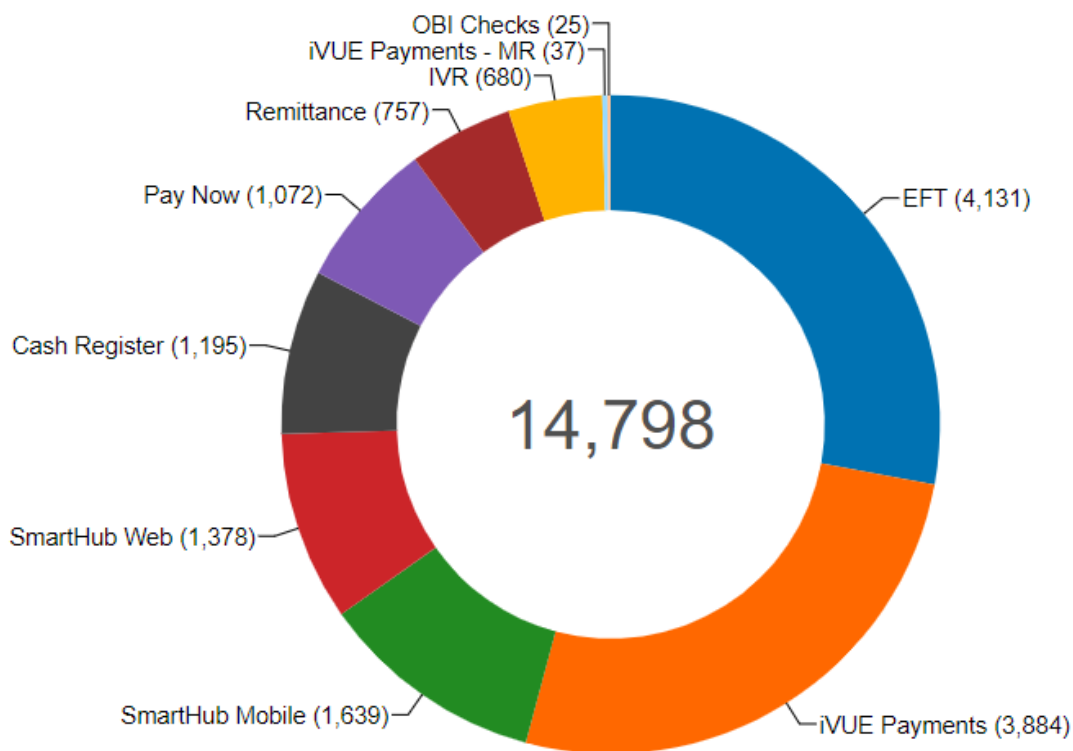
- Office staff processed nine new electric services and one new water service in March. In addition, 177 electric move orders and 83 water move orders were processed. Thirty-one of these orders were received electronically.

MARCH OFFICE INFORMATION - Continued

- Office staff audited and prepared billing for approximately 14,800 accounts.
- Fifty-four welcome letters were sent to new customers.
- Office staff answered 1,317 customer calls and 2,568 payments were processed in the lobby.
- Courtney Mancl and I attended the MEUW Customer Service Roundtable at Kaukauna Utility in March. It was great to meet with other utilities to discuss customer service issues and gain knowledge and ideas from each other.

OFFICE PAYMENTS

We received 14,798 payments in March with approximately 65 percent received via one of our electronic payment options.



SOCIAL MEDIA AND WEBSITE ANALYTICS



- Seven messages were posted on social media.
- Our website generated 14,009 views in March.

Respectfully submitted,
Lynn Schroer
Customer Support Supervisor



Water Works and Lighting Commission

221 16th Street S, P.O. Box 399 Wisconsin Rapids, WI 54495-0399 (715) 423-6300

Director of Finance Report

March 2024

Financial Reports

Included for your review are the interim February 2024 financial statements. Both the electric and water utilities are having a stronger operating income in 2024 compared to 2023, with the electric utility having an operating income of \$482,958 for the first two months of 2024, compared to \$287,481 in 2023. The water utility's operating loss was \$1,377 through February, compared to an operating loss of \$76,042 for the same period in 2023.

The increase in electric revenues is due to the rate increase that went into effect in September 2023 and not an overall increase in energy sold. Most of the electric expense categories are in line with previous years. The increase in customer and account expenses is attributed to uncollectable accounts rather than staffing or software costs.

The water utility revenue increase is also primarily based on the simplified rate case that increased rates in 2023. The decrease in administrative and general expenses in 2024 is due to a change in benefits for a retired water department employee, who received a Health Reimbursement Arrangement (HRA) contribution instead of three years of health insurance. The utility funds the amount up front, which increased the pensions and benefits amount in 2023. Water treatment expenses increased due to a full wash down of the retention tanks at the filter plant. This resulted in more solids and water being sent to the sewer, increasing the blowoff charges paid to the City (\$13,601).

Cash flow also had a negative month for March (\$256,382). The supply chain constraint easing is partially responsible for the negative cash flow. Through March 2023, the utility spent \$115,921 on electric meters and transformers. Through March 2024, we have spent \$622,210 on these items.

2023 Financial Audit

In March, the final fieldwork was completed for the 2023 audit. The PSC annual report was filed April 1. I anticipate having draft financial statements by late April. The auditors are cautiously optimistic to have everything complete for the May 8 meeting to present the audited statements, but with additional reviews and staffing issues, they are not certain the financial statements will be ready before the May meeting.

Jeff Kuhn

Director of Finance

Wisconsin Rapids Water Works and Lighting Commission
Cash Flow Summary
for Month Ending March 31, 2024

	<u>Current Month</u>	<u>Year to Date</u>	<u>Prior Year to Date</u>
Cash Receipts:			
Utility Receipts, Net of Returns	\$ 3,472,119	\$ 10,401,782	\$ 10,553,859
Interest and Dividends	\$ 53	\$ 831	\$ 847
Transfer from Investments	\$ 936,309	\$ 1,497,526	\$ 1,358,368
ATC Dividend Payment	\$ -	\$ 144,388	\$ 142,485
Total Cash Receipts	<u>\$ 4,408,482</u>	<u>\$ 12,044,528</u>	<u>\$ 12,055,559</u>
Disbursements			
AP Payments	\$ (2,309,649)	\$ (5,563,409)	\$ (5,271,699)
GLU Power Bill	\$ (1,757,908)	\$ (5,118,461)	\$ (5,187,218)
Transfer to Investments	\$ (225,000)	\$ (725,000)	\$ (610,000)
ATC - Voluntary Capital Call	\$ -	\$ (76,203)	\$ (38,101)
Sales Tax Payment	\$ (43,357)	\$ (115,467)	\$ (110,920)
Payroll	\$ (324,953)	\$ (1,249,566)	\$ (1,202,633)
Service Fees	\$ (3,998)	\$ (12,152)	\$ (12,000)
Total Disbursements	<u>\$ (4,664,864)</u>	<u>\$ (12,860,258)</u>	<u>\$ (12,432,570)</u>
Net Cash Flow	<u>\$ (256,382)</u>	<u>\$ (815,729)</u>	<u>\$ (377,011)</u>

Wisconsin Rapids Water Works and Lighting Commission
 Combined Utility Income Statement
 Year to Date for Months Ending February 2024 and 2023

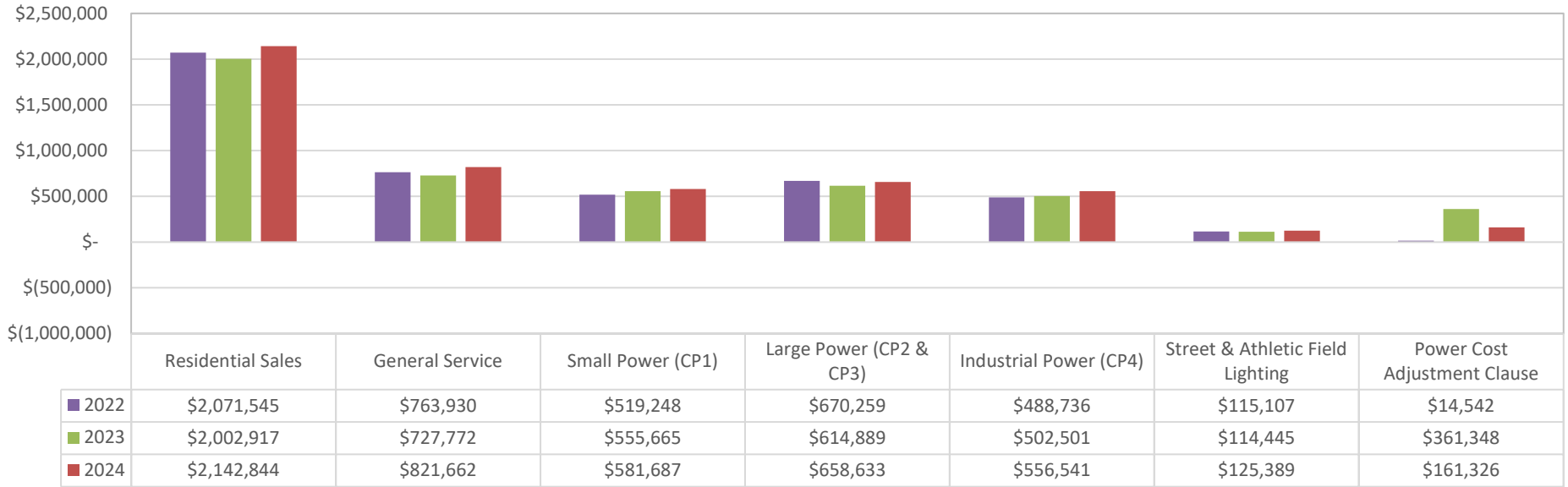
	Current Year to Date			Prior Year to Date			% Increase (Decrease)		
	Electric	Water	Total	Electric	Water	Total	Electric	Water	Total
Charges for Services	\$ 5,048,084	\$ 614,727	\$ 5,662,810	\$ 4,879,536	\$ 581,803	\$ 5,461,339	3.5%	5.7%	3.7%
Other Operating Revenues	\$ 164,884	\$ 328,837	\$ 493,721	\$ 150,996	\$ 310,562	\$ 461,559	9.2%	5.9%	7.0%
Total Operating Revenues	\$ 5,212,967	\$ 943,564	\$ 6,156,532	\$ 5,030,533	\$ 892,366	\$ 5,922,898	3.6%	5.7%	3.9%
Operating Expenses	4,064,812	612,665	4,677,477	4,087,819	644,031	4,731,850	(0.6%)	(4.9%)	(1.1%)
Depreciation Expense	393,198	162,276	555,474	384,833	156,877	541,710	2.2%	3.4%	2.5%
Taxes Expense	272,000	170,000	442,000	270,400	167,500	437,900	0.6%	1.5%	0.9%
Total Operating Expenses	4,730,010	944,942	5,674,951	4,743,052	968,408	5,711,460	(0.3%)	(2.4%)	(0.6%)
Operating Income (Loss)	\$ 482,958	\$ (1,377)	\$ 481,580	\$ 287,481	\$ (76,042)	\$ 211,438	68.0%	(98.2%)	127.8%
Non-Operating Income	65,578	60,537	126,116	37,218	26,519	63,737	76.2%	128.3%	97.9%
Interest Charges	28,221		28,221	28,623		28,623	(1.4%)		(1.4%)
Other Non-operating Exp	61,193	17,702	78,895	64,852	17,532	82,384	(5.6%)	1.0%	(4.2%)
Net Income (Loss)	\$ 459,122	\$ 41,458	\$ 500,580	\$ 231,224	\$ (67,056)	\$ 164,168	98.6%	(161.8%)	204.9%

Wisconsin Rapids Water Works and Lighting Commission
Electric Income Statement
Year to Date for Months Ending February 2024, 2023, 2022

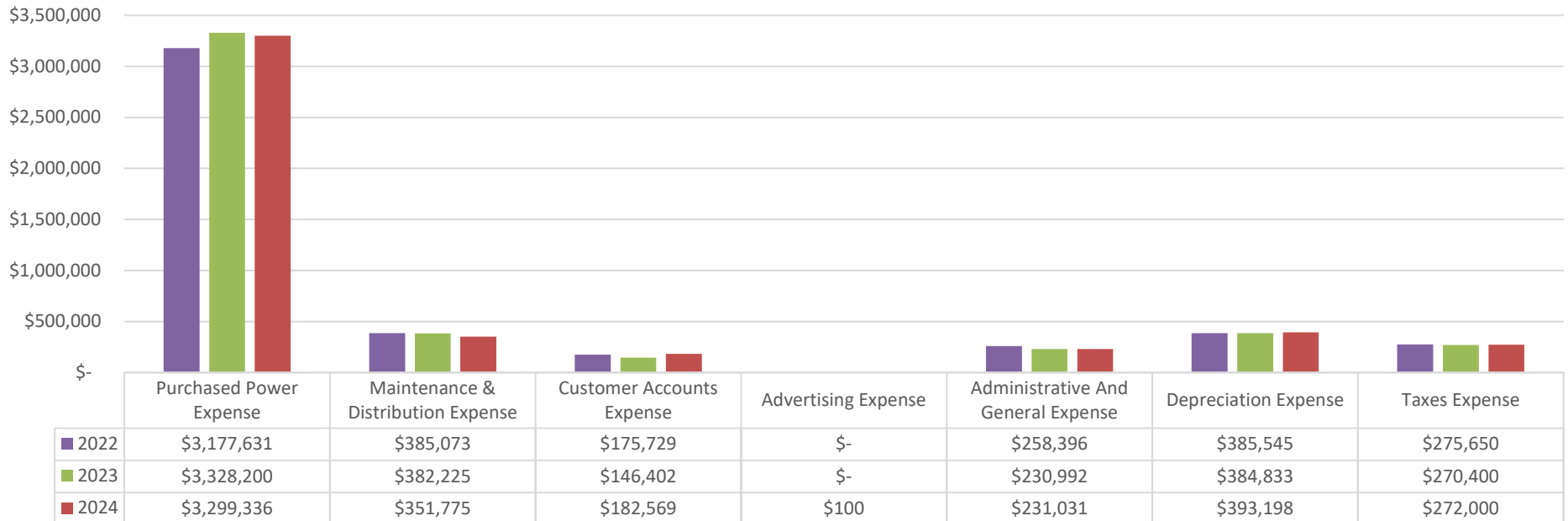
	Current Budget	2024 YTD	2023 YTD	2022 YTD	Remaining Budget
Sales of Electricity (\$)					
Residential Sales	\$ 12,671,000	\$ 2,142,844	\$ 2,002,917	\$ 2,071,545	\$ 10,528,156
General Service	\$ 4,769,000	\$ 821,662	\$ 727,772	\$ 763,930	\$ 3,947,338
Small Power (CP1)	\$ 3,647,000	\$ 581,687	\$ 555,665	\$ 519,248	\$ 3,065,313
Large Power (CP2 & CP3)	\$ 4,497,400	\$ 658,633	\$ 614,889	\$ 670,259	\$ 3,838,767
Industrial Power (CP4)	\$ 3,984,000	\$ 556,541	\$ 502,501	\$ 488,736	\$ 3,427,459
Street & Athletic Field Lighting	\$ 680,500	\$ 125,389	\$ 114,445	\$ 115,107	\$ 555,111
Power Cost Adjustment Clause	\$ 200,000	\$ 161,326	\$ 361,348	\$ 14,542	\$ 38,674
Total Sales of Electricity	\$ 30,448,900	\$ 5,048,084	\$ 4,879,536	\$ 4,643,367	\$ 25,400,817
Other Operating Revenues					
Misc Service Revenues - Reconnect Fees	\$ 35,000	\$ 70	\$ 35	\$ 105	\$ 34,930
Rent From Electric Property	\$ 292,000	\$ 148,622	\$ 144,499	\$ 136,334	\$ 143,378
Forfeited Discounts	\$ 95,000	\$ 15,647	\$ 6,293	\$ 15,608	\$ 79,353
Other Electric Revenues	\$ 4,000	\$ 545	\$ 169	\$ 320	\$ 3,455
Total Operating Revenues	\$ 30,874,900	\$ 5,212,967	\$ 5,030,533	\$ 4,795,734	\$ 25,661,933
Operating Expenses					
Purchased Power Expense	\$ 20,877,524	\$ 3,299,336	\$ 3,328,200	\$ 3,177,631	\$ 17,578,188
Maintenance & Distribution Expense	\$ 1,815,200	\$ 351,775	\$ 382,225	\$ 385,073	\$ 1,463,425
Customer Accounts Expense	\$ 784,600	\$ 182,569	\$ 146,402	\$ 175,729	\$ 602,031
Advertising Expense	\$ 26,500	\$ 100	\$ -	\$ -	\$ 26,400
Administrative And General Expense	\$ 1,230,400	\$ 231,031	\$ 230,992	\$ 258,396	\$ 999,369
Depreciation Expense	\$ 2,458,000	\$ 393,198	\$ 384,833	\$ 385,545	\$ 2,064,802
Taxes Expense	\$ 1,710,000	\$ 272,000	\$ 270,400	\$ 275,650	\$ 1,438,000
Total Operating Expenses	\$ 28,902,224	\$ 4,730,010	\$ 4,743,052	\$ 4,658,023	\$ 24,172,214
Operating Income	\$ 1,972,676	\$ 482,958	\$ 287,481	\$ 137,711	\$ 1,489,718
Merchandise and Jobbing	\$ 55,000	\$ (820)	\$ (4,563)	\$ (8,195)	\$ 55,820
Interest and Dividend Income	\$ 1,050,000	\$ 68,506	\$ 29,382	\$ 11,111	\$ 981,494
Miscellaneous Non-Operating Income	\$ 160,000	\$ (2,108)	\$ 12,399	\$ (425)	\$ 162,108
Total Other Income Additions	\$ 1,265,000	\$ 65,578	\$ 37,218	\$ 2,491	\$ 1,199,422
Interest Charges	\$ 143,000	\$ 28,221	\$ 28,623	\$ 27,841	\$ 114,779
Other Income Deductions	\$ 185,000	\$ 61,193	\$ 64,852	\$ 66,964	\$ 123,807
Total Net Income	\$ 2,909,676	\$ 459,122	\$ 231,224	\$ 45,397	\$ 2,450,554

Wisconsin Rapids Water Works and Lighting Commission
 Selected Electric Utility Financial Charts
 Year to Date for Months Ending February 2024, 2023, 2022

Electric Utility Sales Revenue by Customer Type



YTD Electric Operating Expenses

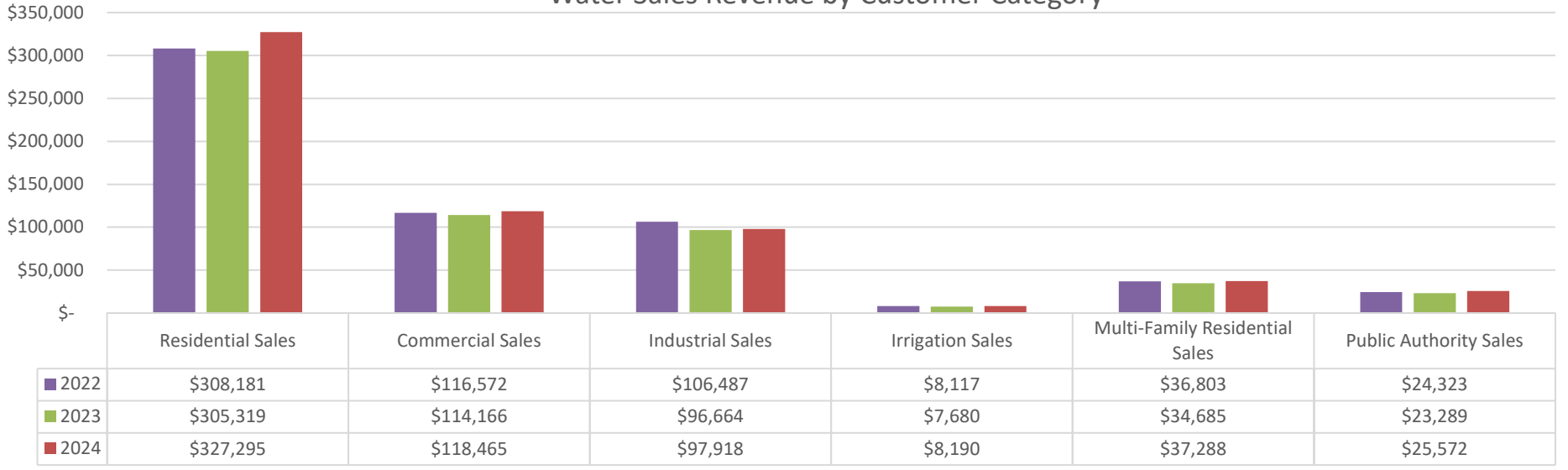


Wisconsin Rapids Water Works and Lighting Commission
Water Income Statement
Year to Date for Months Ending February 2024, 2023, 2022

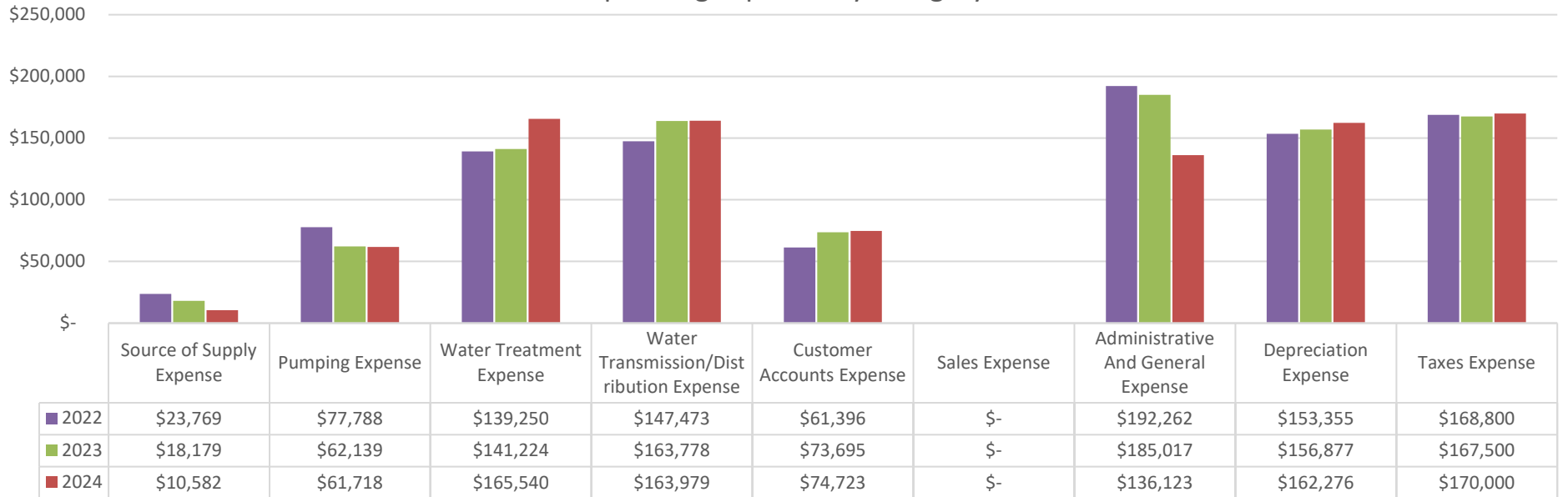
	Current Budget	2024 YTD	2023 YTD	2022 YTD	Remaining Budget
Metered Sales of Water (\$)					
Residential Sales	\$ 2,044,000	\$ 327,295	\$ 305,319	\$ 308,181	\$ 1,716,705
Commercial Sales	\$ 781,700	\$ 118,465	\$ 114,166	\$ 116,572	\$ 663,235
Industrial Sales	\$ 630,000	\$ 97,918	\$ 96,664	\$ 106,487	\$ 532,082
Irrigation Sales	\$ 352,000	\$ 8,190	\$ 7,680	\$ 8,117	\$ 343,810
Multi-Family Residential Sales	\$ 220,000	\$ 37,288	\$ 34,685	\$ 36,803	\$ 182,712
Public Authority Sales	\$ 210,000	\$ 25,572	\$ 23,289	\$ 24,323	\$ 184,428
Total Sales of Water	\$ 4,237,700	\$ 614,727	\$ 581,803	\$ 600,482	\$ 3,622,973
Other Operating Revenues					
Private Fire Protection	\$ 58,000	\$ 9,540	\$ 9,540	\$ 9,540	\$ 48,460
Public Fire Protection	\$ 1,392,000	\$ 233,589	\$ 214,322	\$ 212,493	\$ 1,158,411
Forfeited Discounts	\$ 48,000	\$ 6,356	\$ 6,320	\$ 6,389	\$ 41,644
Miscellaneous Service Revenues	\$ 2,300	\$ 735	\$ 1,155	\$ 420	\$ 1,565
Rent From Water Property	\$ 93,500	\$ 18,975	\$ 20,813	\$ 14,811	\$ 74,525
Other Water Revenues	\$ 95,000	\$ 59,643	\$ 58,412	\$ 52,728	\$ 35,357
Total Operating Revenues	\$ 5,926,500	\$ 943,564	\$ 892,366	\$ 896,862	\$ 4,982,936
Operating Expenses					
Source of Supply Expense	\$ 122,900	\$ 10,582	\$ 18,179	\$ 23,769	\$ 112,318
Pumping Expense	\$ 321,600	\$ 61,718	\$ 62,139	\$ 77,788	\$ 259,882
Water Treatment Expense	\$ 786,500	\$ 165,540	\$ 141,224	\$ 139,250	\$ 620,960
Water Transmission/Distribution Expense	\$ 847,400	\$ 163,979	\$ 163,778	\$ 147,473	\$ 683,421
Customer Accounts Expense	\$ 172,900	\$ 74,723	\$ 73,695	\$ 61,396	\$ 98,177
Sales Expense	\$ 1,000	\$ -	\$ -	\$ -	\$ 1,000
Administrative And General Expense	\$ 1,034,900	\$ 136,123	\$ 185,017	\$ 192,262	\$ 898,777
Depreciation Expense	\$ 950,700	\$ 162,276	\$ 156,877	\$ 153,355	\$ 788,424
Taxes Expense	\$ 1,090,000	\$ 170,000	\$ 167,500	\$ 168,800	\$ 920,000
Total Operating Expenses	\$ 5,327,900	\$ 944,942	\$ 968,408	\$ 964,094	\$ 4,382,958
Operating Income	\$ 598,600	\$ (1,377)	\$ (76,042)	\$ (67,231)	\$ 599,977
Merchandise and Jobbing	\$ 2,000	\$ -	\$ (1,821)	\$ -	\$ 2,000
Interest and Dividend Income	\$ 255,000	\$ 60,537	\$ 28,339	\$ 11,902	\$ 194,463
Miscellaneous Non-operating Income	\$ 52,000	\$ -	\$ -	\$ -	\$ 52,000
Total Other Income Additions	\$ 309,000	\$ 60,537	\$ 26,519	\$ 11,902	\$ 248,463
Other Income Deductions	\$ 93,000	\$ 17,702	\$ 17,532	\$ 16,392	\$ 75,298
Total Net Income	\$ 814,600	\$ 41,457	\$ (67,056)	\$ (71,722)	\$ 773,143

Wisconsin Rapids Water Works and Lighting Commission
 Selected Water Utility Financial Charts
 Year to Date for Months Ending February 2024, 2023, 2022

Water Sales Revenue by Customer Category



Water Operating Expense by Category



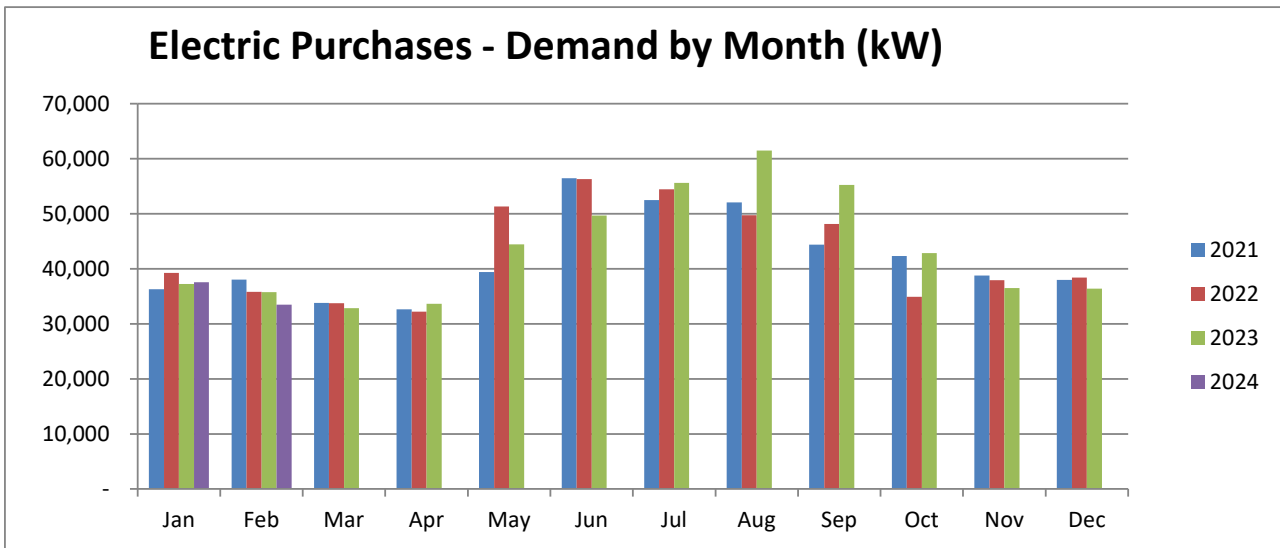
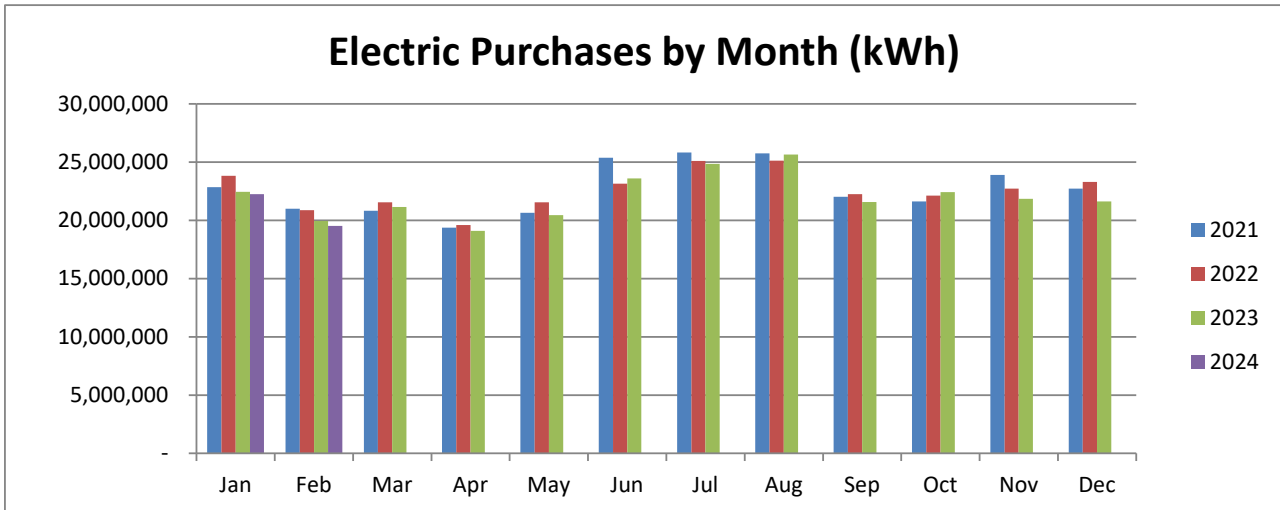
Wisconsin Rapids Water Works and Lighting Commission
Electric and Water Utility Balance Sheet
Balances as of February 2024 & 2023

	2024			2023		
	Electric Utility	Water Utility	Combined Utilities	Electric Utility	Water Utility	Combined Utilities
ASSETS						
Utility Plant						
Utility Plant in Service	71,241,998	49,920,282	121,162,280	68,366,171	48,933,905	117,300,076
Utility Plant in Service - Common	8,211,851	2,933,712	11,145,563	7,993,186	2,800,333	10,793,519
Property Held for Future Use	500	104,255	104,755	500	104,255	104,755
Construction Work in Progress	2,413,966	176,966	2,590,932	1,083,336	172,922	1,256,258
Total Utility Plant	81,868,315	53,135,215	135,003,530	77,443,193	52,011,415	129,454,608
Less: Accumulated Depreciation						
Accumulated Depreciation	(31,253,189)	(20,067,018)	(51,320,207)	(29,638,503)	(19,231,508)	(48,870,011)
Accumulated Depreciation - Common	(6,628,073)	(2,037,203)	(8,665,276)	(6,139,945)	(1,890,263)	(8,030,208)
Total Accumulated Depreciation	(37,881,261)	(22,104,221)	(59,985,482)	(35,778,448)	(21,121,771)	(56,900,220)
Net Utility Plant	43,987,053	31,030,994	75,018,048	41,664,744	30,889,644	72,554,388
Current and Accrued Assets						
Cash	(34,828)	796,990	762,163	1,028,941	34,325	1,063,266
Working Funds	690	-	690	940	-	940
Rate Stabilization Deposit	520,339	-	520,339	141,175	-	141,175
Temporary Cash Investments	683,408	568,169	1,251,578	688,834	544,019	1,232,853
Customer Accounts Receivable	3,622,095	645,040	4,267,135	3,659,708	638,704	4,298,412
Other Accounts Receivable	171,455	400,636	572,091	186,034	438,253	624,287
Receivable From Municipality	26,043	-	26,043	8,420	-	8,420
Notes Receivable	500,000	-	500,000	500,000	-	500,000
Sewer Fee For Collections	-	357,856	357,856	-	350,174	350,174
Due To (From) Municipality	23,167	76,723	99,890	22,745	84,985	107,729
Plant Materials & Supplies	2,008,781	612,927	2,621,708	2,034,515	808,170	2,842,684
Stores Expense	36,747	23,048	59,795	20,104	14,891	34,996
Prepayments	350,390	71,430	421,820	323,739	64,190	387,929
Interest Receivable	-	-	-	-	-	-
Total Current and Accrued Assets	7,908,287	3,552,818	11,461,105	8,615,155	2,977,710	11,592,865
Other Investments						
Depreciation Fund	5,535,567	6,124,514	11,660,081	4,863,331	5,244,644	10,107,975
Other Investments	9,538,469	-	9,538,469	8,888,708	-	8,888,708
Other Special Funds	572,206	3,280	575,486	554,575	3,280	557,855
Total Other Investments	15,646,242	6,127,794	21,774,036	14,306,614	5,247,924	19,554,538
Deferred outflows of Resources						
Unamortized Debt Disc & Expense	346,140	-	346,140	414,889	-	414,889
Preliminary Survey & Investigation Charges	2,808	-	2,808	2,808	-	2,808
Clearing Accounts	13,394	1,936	15,330	11,720	(4,780)	6,940
Deferred Outflows Related To Pension	2,703,917	1,598,136	4,302,053	3,304,963	1,911,567	5,216,530
Misc Deferred Debits	174,343	140,181	314,524	209,397	126,032	335,430
Total Deferred Outflows of Resources	3,240,602	1,740,253	4,980,854	3,943,777	2,032,819	5,976,596
Total Assets and Deferred Outflows	70,782,183	42,451,859	113,234,043	68,530,289	41,148,098	109,678,387

Wisconsin Rapids Water Works and Lighting Commission
Electric and Water Utility Balance Sheet
Balances as of February 2024 & 2023

	2024			2023		
	Electric Utility	Water Utility	Combined Utilities	Electric Utility	Water Utility	Combined Utilities
LIABILITIES						
Current and Accrued Liabilities						
Accounts Payable	3,698,977	-	3,698,977	2,965,601	-	2,965,601
Payables To Municipality	-	-	-	-	(26)	(26)
Customer Deposits	449,818	-	449,818	428,489	-	428,489
Taxes Accrued	862,419	658,463	1,520,881	919,687	676,109	1,595,795
Interest Accrued	25,067	-	25,067	55,122	-	55,122
Tax Collections Payable	84,845	-	84,845	80,882	-	80,882
Misc Current And Accrued Liabilities	1,731,326	761,224	2,492,550	1,892,845	846,355	2,739,199
Total Current and Accrued Liabilities	6,852,451	1,419,687	8,272,138	6,342,626	1,522,437	7,865,062
Long Term Debt						
Long Term Debt - Bonds	2,915,000	-	2,915,000	3,995,000	-	3,995,000
PROPRIETARY CAPITAL						
Capital Paid In By Municipality	1,030,967	798,819	1,829,787	1,030,967	798,819	1,829,787
Retained Earnings	56,872,655	38,511,328	95,383,983	53,896,818	37,013,344	90,910,162
Total Proprietary Capital	57,903,623	39,310,147	97,213,770	54,927,785	37,812,163	92,739,948
Deferred Inflows of Resources						
Customer Advance For Construction	210,173	-	210,173	29,066	-	29,066
Wholesale Rate Refund & Public Benefits	296,968	-	296,968	331,508	-	331,508
Unamortized Premium On Debt	32,939	-	32,939	39,472	-	39,472
Other Deferred Credits	2,571,029	1,722,025	4,293,054	2,864,832	1,813,498	4,678,330
Total Deferred Inflows of Resources	3,111,110	1,722,025	4,833,135	3,264,878	1,813,498	5,078,376
Total Liabilities, Equity and Def Inflows	70,782,183	42,451,859	113,234,043	68,530,289	41,148,098	109,678,387

Wisconsin Rapids Water Works and Lighting Commission
 Monthly Electric Purchases
 2021-2024





Water Works and Lighting Commission

221 16th St. So. P.O. Box 399 Wisconsin Rapids, WI 54495-0399
715/423-6300 FAX: 715/423-2831

INFORMATION SYSTEMS ADMINISTRATOR'S REPORT
March 2024

Network Hardware Clean-up

I installed and tested the new switch for the garage area. I am currently working on network switches for the Baker substation that will accommodate the new power monitors that Engineering will be installing in the coming months.

Copier Replacement

The new copiers have been installed. Everything is working correctly.

General IT

I replaced 3 computers that were starting to have issues. Two of them had failing cooling fans and one would no longer update Microsoft Windows due to a hard drive issue. On a side note, I was alerted to the computer that would not update by the new Microsoft Defender software that was installed in January.

Projects

1. Cyber Security
2. Wireless Access Point Replacement
3. Data Backup Hardware Replacement
4. Fire Alarm Rebuild for the Filter Plant

Sincerely,

Matt Stormoen
Information Systems Administrator



Water Works and Lighting Commission

221 16th Street So. P.O. Box 399 Wisconsin Rapids, WI 54495-0399 715/423-6300 FAX: 715/423-2831

**Key Accounts/Conservation Manager Report
March 2024**

Lincoln High Reality Check

WW&LC assisted once again at the financial simulation for graduating seniors. All 2024 graduates must participate in the simulation in order to graduate. The simulation provided seniors with effective ways for students to learn about personal accounting, financial responsibility, and life choices while interacting with business and community members. We had 305 seniors attend our booth, where they learned how much their monthly utility bill would cost due to their family size and house choices they had chosen. The students were also given the opportunity to get money off their monthly utility bill by joining WW&LC Twitter posts to learn about our 2024 scholarship offer.

Ocean Spray Cranberry

The facility contacted me to attain 2024 peak electricity usage for the facility. Consisting of highest monthly demand, energy charges and potential rate increases in 2024 for water, sewer and electric. All information was sent over and discussed to assist in their 2024 budget.

Focus on Energy Update

The growing demand for solar PV incentives required Focus to make changes to avoid depleting the Program's renewable incentive budget before the end of the current four-year budget period. Changes made are as follows:

- The residential solar PV incentive will decrease from \$500 to \$300 per system.
- Non – residential solar PV incentive will be a flat \$50 per kW up to a maximum rebate of \$25,000 (currently the max is \$50,000). The agricultural producer bonus rebate will remain at \$10,000.

These changes do not come as a surprise due to WW&LC service territory experiencing a 200% increase of solar systems being installed in 2024 verses 2023.

Wisconsin Rapids Ford

The dealership requested two years of 15-minute load profile data to their main meter as well as their new EV charging service. This information was collected and sent over to assist in determining energy usages/costs to their EV charging stations.

Respectfully,

Shawn Reimer

Key Accounts Manager



Water Works and Lighting Commission

221 16th Street So. P.O. Box 399 Wisconsin Rapids, WI 54495-0399 715/423-6300 FAX: 715/423-2831

ELECTRICAL ENGINEER'S REPORT
March 2024

Gaynor Sub Fans

Gaynor substation has circulation fans in the busways that help prevent moisture from accumulating on the buses. Recently, I noticed that the fans were starting to go bad, and, upon inspection, I saw that about half of them were seized. I noticed that the original fans didn't have bearings in them, so I wrote a switching procedure to take each side of the sub out of service so we could safely replace them all with new fans that have bearings.

Thermal Scanning

I worked with Van Ert Electric this month on our annual thermal scanning routine. This year, we decided to streamline the process for ourselves in the future by taking some of the IR scan windows from places we didn't need them and installed them at Gaynor and High School Subs. Normally when we IR scan at these two subs, we have to open the busways up which can be a real hassle as well as a safety concern. With the windows in place, we no longer have to open them up at all.

Transformer Inventory

2024 Order – Remaining to be received:

- 1 @ 2500KVA 3 phase 277/480V Pad-mount
- 1 @ 300KVA 3 phase 120/208V Pad-mount
- 1 @ 150KVA 3 phase 120/208V Pad-mount
- 1 @ 75KVA 3 phase 120/208V Pad-mount

We received one of the 2500KVA transformers this month, completing our order we placed in 2022. All we have left to receive are four of the transformers we ordered in 2023.

Tyler Sneen
Electrical Engineer



Water Works and Lighting Commission

221 16th St. So. P.O. Box 399 Wisconsin Rapids, WI 54495-0399 715/423-6300 FAX: 715/423-2831

**DIRECTOR OF ENGINEERING AND ELECTRIC OPERATIONS REPORT
March, 2024**

Substation Oil Testing

As part of our annual preventative maintenance program, all of the transformers, load tap changers and regulators in our substations are tested for combustible gases and moisture. Out of the 65 tests conducted in 2023, only one piece of equipment was flagged as a concern. This was a 10MVA transformer at the WR West Substation that was built and placed in service in May of 1990. This unit is showing elevated levels of moisture, but all combustible gas levels are remaining constant. Because of this, I am recommending the unit be fitted with all new gaskets, the moisture filtered from the oil, and some parts in the LTC be upgraded, as explained in Action Item 3.1. The unit will need to be taken out of service for about 2 weeks while the work is done at the substation. I'm hoping to perform the work in either late spring or early fall of 2024.

Baker Substation Project

I continued working on the Baker Substation project in March, completing the electrical elementary drawings needed to perform the wiring to the SCADA System and the protective relay control panels.

Todd Weiler, P.E.

Director of Engineering & Electric Operations



Water Works and Lighting Commission

221 16th Street So. P.O. Box 399 Wisconsin Rapids, WI 54495-0399 715/423-6300 FAX: 715/423-2831

**GENERAL MANAGER'S REPORT
March, 2024**

Great Lakes Utilities: The GLU Board met twice in March. The Board met via videoconferencing on March 7th to discuss strategy on filling the GLU East small shortfalls of capacity in 2024. The Board decided to participate in the MISO auction to fulfill capacity needs. The bilateral contract quotes for capacity were higher than we anticipated. The Board believed the MISO clearing prices for capacity in the auction would be lower. We will learn the results of the capacity auction in late April. The GLU Board also met via videoconferencing on March 21st. The GLU West pool approved a capacity contract modification with Nextera for 2024. The Board approved the 2023 audit report by KerberRose. Legal counsel provided an update on the parallel generation proceeding at the Wisconsin PSC.

Alliance for Cooperative Energy Services: There were three video conference calls held with ACES in March to continue to refine our power supply modeling inputs for GLU's least cost integrated resource plan. The plan is being prepared to assist the GLU Board with filling our large power supply gaps in 2029 and 2030 timeframe. ACES should have a first draft of the plan model by the April Board meeting.

State Legislative and Regulatory proceedings: The State Legislature approved the electric vehicle program just in time to meet the federal requirements for the State's federal funding. The State Assembly approved the right of first refusal bill regarding transmission siting and construction. The State Senate has not approved the bill yet. The PSC Commissioners in Madison are all recent appointments to the Commission. Summer Strand, the PSC Chair was appointed in early 2023. Kristen Nieto and Markus Hawkins were both appointed to the Commission in 2024.

Jem Brown
General Manager

Jem Brown

From: Tyler Vorpapel <tvorpapel@meuw.org>
Sent: Wednesday, March 20, 2024 1:15 PM
To: bgomm@cityofshawano.com; cengebretson@brfmu.org; Jem Brown; Joseph Owen; Michael Avanzi; kumm@marshfieldutilities.org; Peter Kammer; Richard A. Heinemann; rwicklund@sunprairieutilities.com; Tim Heinrich; Tom Hanrahan (thanrahan@wppienergy.org); Troy Adams
Subject: FW: Press Release: Gov. Evers Signs Historic Legislation to Support and Expand Wisconsin's Electric Vehicle Infrastructure

**CAUTION: This email originated from outside the organization.
Do not click links or open attachments unless you recognize the sender and know the content is safe.**

FYI...

Tyler Vorpapel | Director of Legislative and Regulatory Relations
Municipal Electric Utilities of Wisconsin
(920) 265-7720 | tvorpapel@meuw.org

From: Gov Evers Press <GovPress@evers.wi.gov>
Sent: Wednesday, March 20, 2024 7:34 AM
To: Tyler Vorpapel <tvorpapel@meuw.org>
Subject: Press Release: Gov. Evers Signs Historic Legislation to Support and Expand Wisconsin's Electric Vehicle Infrastructure



Tony Evers

Office of the Governor | State of Wisconsin

FOR IMMEDIATE RELEASE: March 20, 2024

Contact: GovPress@wisconsin.gov

Gov. Evers Signs Historic Legislation to Support and Expand Wisconsin's Electric Vehicle Infrastructure

MADISON — Gov. Tony Evers today signed historic legislation, Senate Bill 791 and Senate Bill 792, now 2023 Wisconsin Acts 121 and 122, respectively, enabling the Wisconsin Department of Transportation (WisDOT) to receive and administer more than \$78 million in federal funds under President Joe Biden's Bipartisan Infrastructure Law (BIL) to bolster the state's electric vehicle (EV) infrastructure.

- Modifies tax treatment of electricity supplied for EVs.

Senate Bill 792, now 2023 Wisconsin Act 122:

- Allows WisDOT to establish and administer an EV infrastructure program; and
- Limits funding for the program to the three appropriations that would be created by the bill:
 - A transportation fund supported, continuing, sum certain appropriation to fund EV infrastructure projects. The bill would not, however, appropriate any expenditure authority in this new appropriation;
 - An all monies received, local appropriation to receive and expend matching funds from local governments for infrastructure projects; and
 - An all monies received, federal appropriation to fund EV infrastructure projects.

An online version of this release is available [here](#).

###

Office of the Governor • 115 East Capitol, Madison, WI 53702

Press Office Email: GovPress@wisconsin.gov



[Unsubscribe](#)

This email was sent to lvorpagel@meuw.org using GovDelivery Communications Cloud on behalf of the State of Wisconsin · 115 East, State Capitol · Madison, WI 53702