



Water Works and Lighting Commission

221 16th Street South P.O. Box 399 Wisconsin Rapids, WI 54495-0399 715/423-6300 FAX: 715/423-2831

AGENDA

There will be a Regular Meeting of the Water Works and Lighting Commission in the conference room on Wednesday, May 10, 2023, at 2:00 PM.

Listed below is the agenda for this meeting.

1. Call to order
2. Approval, additions, or corrections to the minutes of the following meeting
 - 2.1. Regular Commission Meeting held April 12, 2023
 - 2.2. Special Commission Meeting held April 19, 2023
3. Action items
 - 3.1. Review and approve 2022 audit
4. Department updates
 - 4.1. Safety Committee
 - 4.2. Line Superintendent
 - 4.3. Water Department Operations
 - 4.4. Customer Support Supervisor
 - 4.5. Director of Finance
 - 4.6. Information Systems Administrator
 - 4.7. Conservation Manager
 - 4.8. Electrical Engineer
 - 4.9. Director of Engineering & Electric Operations
 - 4.10. General Manager
5. Review of accounts payable
6. Adjourn

If given 72 hours' notice, efforts will be made by the General Manager's office to accommodate the needs of disabled individuals through sign language interpreters and other auxiliary aids.

Regular Meeting of the Water Works and Lighting Commission
Wednesday, April 12, 2023

There were present:

Commissioner Jay Bemke
Commissioner John Bergin
Commissioner John Harper
Commissioner Rick Merdan
Commissioner Jeff Penzkover

Also in attendance: Jem Brown, Roxanne Gronski, Jeff Kuhn, Josh Elliott, Todd Weiler, Adam Breunig, Shawn Reimer, Tyler Sneen, Todd Weiler, Matt Stormoen, and Sean Wall.

1. Call to Order

Chairman John Bergin called the meeting to order at 2:00 PM.

2. Approval, additions or corrections to the minutes of the following meeting

2.1 Regular Commission Meeting held March 8, 2023

There was a motion made by Jay Bemke, seconded by John Harper, and carried to approve the minutes of the Regular Commission Meeting held on March 8, 2023, and to place them on file. There were no nay votes recorded.

3. Action items

3.1 Locating services RFP

A request for proposals was sent for the electric locating services within our service territory; four companies responded. The lowest bid was submitted by USIC and is a company that WW&LC has previously used. Based upon the results and staff recommendation, there was a motion made by John Harper, seconded by Rick Merdan, and carried to award the electric locating services to USIC. There were no nay votes recorded.

4.0 Department updates

4.1 Safety Committee Report

The commissioners reviewed the March safety committee report and the

safety coordinator's monthly report.

4.2 Line Superintendent's Report

This report was reviewed and discussed. Josh Elliott answered questions regarding the trucks that have been ordered. Josh stated that we ordered one in 2021 and he feels we will be lucky to receive it before the end of this year. It could likely be 2024.

4.3 Water Department Operations Report

This report was reviewed and Adam Breunig answered questions regarding March maintenance projects.

4.4 Customer Support Supervisor's Report

This report was reviewed and discussed. Lynn stated that it is already getting busy due to the upcoming end of the moratorium.

4.5 Director of Finance's Report

This report was reviewed and there was a lengthy discussion regarding the financial statements. Jeff Kuhn stated that he and Lynn Schroer attended the Town of Grand Rapids Board Meeting where they unanimously passed an ordinance giving WW&LC the ability to tax roll past due electric balances.

4.6 Information System's Administrator's Report

This report was reviewed and Matt Stormoen answered questions regarding March projects.

4.7 Conservation Manager's Report

This report was reviewed and discussed. Shawn Reimer answered questions regarding the Green Energy Block Program and an energy assessment that was recently completed for an area organization.

4.8 Electrical Engineer's Report

This report was reviewed and discussed. Tyler Sneen answered questions regarding the PLC upgrade project.

4.9 Director of Engineering & Electric Operations

This report was reviewed and discussed. Todd Weiler answered questions

regarding the PLC failure in the filter plant. Todd stated that we currently have a project to upgrade all of these PLCs throughout the SCADA system.

4.10 General Manager's Report

This report was reviewed and discussed. Jem Brown answered questions regarding the pros and cons of GLU becoming a Dairyland Power member. Jem stated that this would be a GLU membership, not an individual utility membership.

5. Review of accounts payables

A listing of all invoices and checks covering March was provided to the commission for review.

6. Adjourn

There was a motion made by John Harper, seconded by Jeff Penzkover, and carried to adjourn at 2:26 PM. There were no nay votes recorded.

Respectfully submitted,

Rick Merdan, Secretary

Special Meeting of the Water Works and Lighting Commission
Wednesday, April 19, 2022

There were present:

Commissioner Jay Bemke
Commissioner John Bergin
Commissioner John Harper
Commissioner Rick Merdan
Commissioner Jeff Penzkover

Also in attendance: Jem Brown, Jeff Kuhn, Todd Weiler, Josh Elliott and Shawn Reimer.

1. Call to Order

Chairman John Bergin called the meeting to order at 8:30 AM.

3. Simplified water rate case

Jeff Kuhn covered the simplified water rate case. 2022 rate of return was 1.76%, showing need to file simplified rate case. The earliest implementation of new rates would be in July 2023 and first seen on August 2023 bills. There was a motion made by Rick Merdan, seconded by John Harper, and carried to approve filing for a simplified water rate case. No nay votes were recorded.

2. Key Performance Indicators

Director of Finance Jeff Kuhn covered the 2021 Key Performance Indicators. There was discussion on the different ratios and how the utility compares to other utilities its size and region, along with other utilities in the state of Wisconsin. No action was taken.

4. Internal controls discussion

Jeff Kuhn discussed the various financial internal controls. The Commission has asked for review of the IT/Cyber internal controls and tours. No action was taken.

5. 2023 scholarship recipient selection

The commission reviewed the 2023 scholarship applications. After all scholarship applications were reviewed and evaluated, there was a motion

made by Rick Merdan, seconded by John Harper, and carried to award the 2023 WW&LC scholarship to Ben Klingforth. No nay votes were recorded.

6. Adjourn

There was a motion made by John Harper, seconded by Rick Merdan, and carried to adjourn at 10:02 AM. No nay votes were recorded.

Respectfully submitted,

Rick Merdan, Secretary

SAFETY COMMITTEE MEETING MINUTES FOR APRIL 4th, 2023

Discussion with: Josh Elliott, Justin Armagost, Bob Nash, Tyler Sneen, McKenna Schudy, Jason Warren and Sean Wall

OLD BUSINESS

Josh Plowman questioned last month the need for respirators due to never having record of them being used. Sean Wall looked into this and determined there is a DNR requirement for them when dealing with chlorine gas.

NEW BUSINESS

There were no new safety concerns brought forward at this time.

SAFETY TRAINING/DISCUSSION

The members reviewed and discussed the respiratory Protection written safety program. Two grammatical errors were found and will be updated. No other adjustments need to be made at this time.

UPCOMING TRAININGS

Excavation / trenching / Digger's Hotline training is scheduled for Wednesday, April 12th.

Safety Committee meeting ended at 7:35 AM.



**Wisconsin Rapids Water Works & Lighting Commission
April 2023**

Prepared By: Sean T. Wall, MEUW Senior Regional Safety Coordinator

SAFETY REPORT

ACCOMPLISHMENTS

1. Training

- a. Respiratory Protection safety training (Make-up training / Water)
- b. Excavation / Trenching & Diggers Hotline safety training (Water)

2. Audits/Inspections

- a. No audits conducted

3. Compliance/Risk Management

- a. Attended Safety Committee meeting
- b. Attended Commission meeting
- c. Discussing need for Respirators at Well Houses (DNR requirement)
- d. Excavation & Trenching written safety program sent out for review at Safety Committee

GOALS AND OBJECTIVES

1. Training

- a. Work Zone / Summer Safety & WisDOT Flagger Certification safety training

2. Audits/Inspections

- a. Summer work zone inspections planned

3. Compliance/Risk Management

- a. Attend Safety Committee meeting
- b. Attend Commission meeting
- c. Emergency Action Plan Protection written safety program for Safety Committee



Water Works and Lighting Commission

221 16th Street South P.O. Box 399 Wisconsin Rapids, WI 54495-0399 715/423-6300 FAX: 715/423-2831

**LINE SUPERINTENDENT'S REPORT
April, 2023**

Work Performed

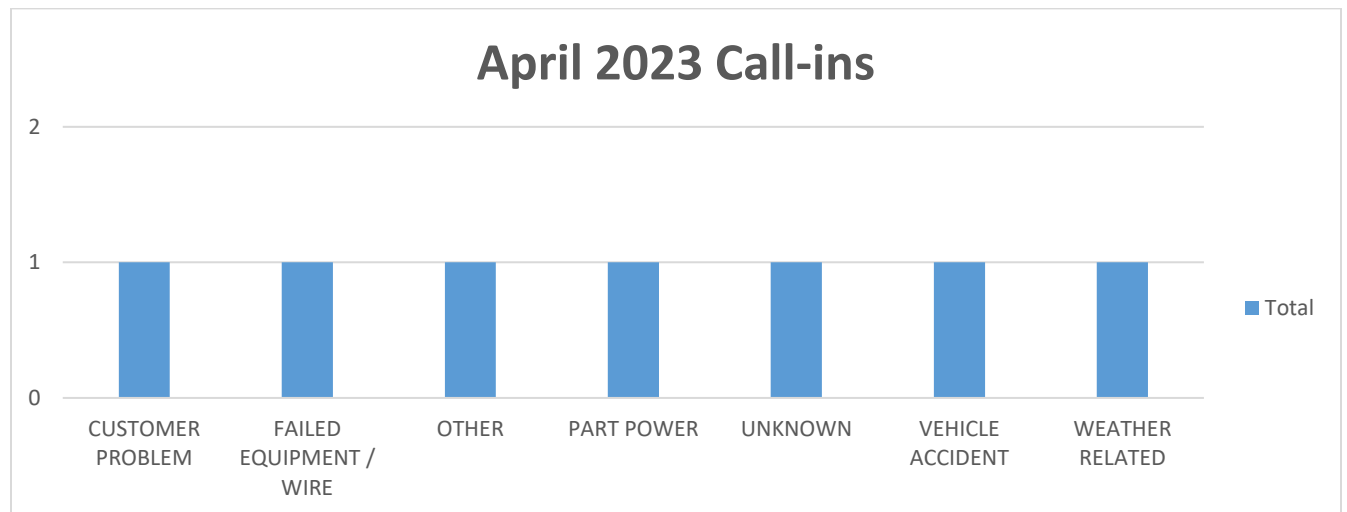
During April, the Electric Department processed 17 work orders, 10 electric service orders, and 74 trouble slips.

Other Projects

- Continued pole replacements.
- Continued tree trimming.
- Completed Oak Street pole relocates for City project.
- Continued 46kv pole replacements (west side).
- Began 2023 URD projects.

After Hours Calls

In April there were 7 after-hour call-ins.



The call-in for "Failed Equipment" was for a bad combination. The call for "Other" was for a structure fire.

Respectfully submitted,

Josh Elliott
Electric Line Superintendent



Water Works and Lighting Commission

221 16th Street South P.O. Box 399 Wisconsin Rapids, WI 54495-0399 715/423-6300 FAX: 715/423-2831

WATER DEPARTMENT OPERATIONS REPORT April 2023

WATER PROJECTS

During April, the water department worked on the following projects.

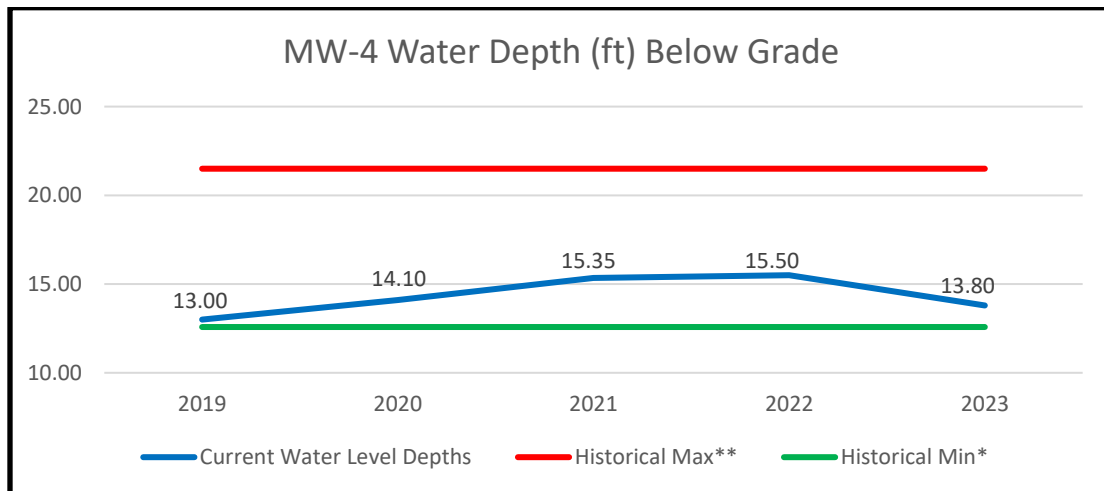
- Crews have begun the 2023 CIP road reconstruction for Oak St. Water main and services have been upgraded from E Jackson Street to 8th Street South.
- Crews repaired a ¾-Inch curb valve located at 418 Stroddman Avenue.
- Crews replaced hydrants at Two Mile Avenue and 16th Street South as well as Peach Street and 6th Street South as part of the 2023 annual hydrant upgrades.

TROUBLE CALLS

The water meter crew responded to 22 trouble calls, tested 2 water meters, and began seasonal meter installations.

WATER DEPTHS AT MONITORING WELL (MW) 4 FOR THE LAST 5 YEARS

The readings given below were taken during the last week of April of the year.



* Historical minimum depth below grade for MW-4 was 12'-7" on July 2nd, 2004.

** Historical maximum depth below grade for MW-4 was 21'-6" on September 11th, 2009.

Sincerely,

Adam Breunig

Water Superintendent



Water Works and Lighting Commission

221 16th Street S, P.O. Box 399 Wisconsin Rapids, WI 54495-0399 (715) 423-6300

**CUSTOMER SUPPORT SUPERVISOR'S REPORT
APRIL 2023**

COLLECTIONS

Below is the comparison of active and inactive accounts receivable for April.

ALL PROVIDERS – Active and Inactive Accounts			
	<u>April, 2021</u>	<u>April, 2022</u>	<u>April, 2023</u>
30 day	160,311	144,311	168,325
60 day	77,861	46,248	58,210
90 day	185,531	23,816	39,962
Current	1,911,163	2,143,151	2,247,096
Total Active	2,334,866	2,357,526	2,513,593
Total Inactive	100,589	22,303	42,104
Total AR	2,435,455	2,379,829	2,555,697

The cold weather moratorium ended, and we began electric disconnections on Monday, April 17th. In addition to the 626 disconnection phone calls sent to customers in April one week prior to their scheduled disconnection date, we also incorporated a follow-up text message two days prior to disconnection. We sent 351 disconnection text messages in April and received a positive response from customers regarding this additional notice. In total 145 properties were disconnected for non-payment and 127 were reconnected.

We also integrated notifying any landlord on Fridays if one of their rental properties was disconnected that week and not reconnected. This was a request by a few landlords last fall, as some tenants will vacate the property after disconnection and a landlord may not be aware the electric service has remained disconnected.

In April, 38 commercial properties were notified of a pending disconnection. Two locations were disconnected and reconnected.

The 2022 PSC annual report for municipal utilities is now complete. Below is a comparison of disconnections for utilities with approximately the same customer base as WW&LC.

Name	Residential Electric Customers	Electric Disconnections	Amount of Electric Arrears	Water Customers	Water Disconnections	Amount of Water Arrears
Manitowoc Public Utilities	16,103	962	\$312,553	13,975	0	\$78,870
Sun Prairie Utilities	15,605	437	\$415,777	11,885	1	\$415,777
Kaukauna Utilities	14,047	171	\$231,950	6,954	0	\$69,237
WW&LC	12,379	1,479	\$246,321	8,846	190	\$54,862
Marshfield Utilities	11,923	414	\$130,943	8,531	0	\$26,058

COLLECTIONS CONTINUED

Tax Refund Interception Program (TRIP) and State Debt Collection (SDC)

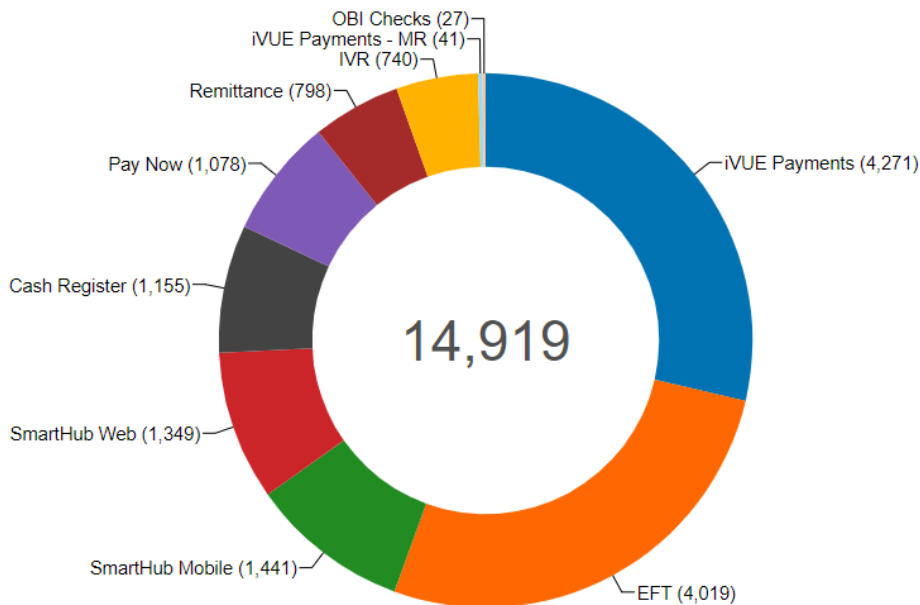
We received \$2,633 through SDC in April and \$3,582 from TRIP for a total of \$25,661 in 2023 thus far.

APRIL OFFICE INFORMATION

- ✚ Office staff answered 2,215 customer phone calls. This is a 25 percent increase from last month.
- ✚ Approximately 1,000 customers entered the lobby to either pay their utility bill or seek customer assistance.
- ✚ Eight new electric and eight new water services were processed. In addition, 169 electric and 83 water move orders were processed. Twenty-six of these orders were received electronically.
- ✚ Sixty-two welcome letters were sent to new customers.
- ✚ I also attended the PSC Spring Utility Roundtable meeting in Madison on April 5th. This meeting is held every spring and fall with representatives from the PSC, Home Energy Plus, and personnel from other utility companies in our state. Almost all utility companies have a higher percentage of customers in arrears this year compared to the end of the moratorium last year.

OFFICE PAYMENTS

The chart below represents the breakdown of our payment options for April. Sixty-three percent of the payments were received via one of our online payment options.



SOCIAL MEDIA AND WEBSITE ANALYTICS



Seven messages were posted on Facebook with 6,307 post views. Eight tweets were also posted on Twitter generating 290 impressions and we have 70 followers on Instagram. Our website had 1,418 pageviews and 322 new users.

Respectfully submitted,
Lynn Schroer
Customer Support Supervisor



Water Works and Lighting Commission

221 16th Street S, P.O. Box 399 Wisconsin Rapids, WI 54495-0399 (715) 423-6300

Director of Finance Report

April 2022

Financial Reports

The interim March 2023 financial statements are following for your review. The electric utility has a positive net operating income of \$193,568 through March 2023, up from \$112,401 the prior year. Purchased power expense is up \$271,892, or 5.8% in 2023. Electric Administrative and General Expenses are lower in 2023 as the March health insurance billing was received after the March period was closed. The additional \$45,000 insurance allocation to the electric utility would align this category more with the previous year.

The water utility still has a net operating loss of \$87,600 for the first three months, compared to an operating loss of \$25,218 in 2022. Water sales continue to have lower revenue for each customer category, with total water sales down 3.4%. Water transmission and distribution expenses are \$40,800 higher than in 2022. These increases relate to the distribution of mains expense (additional engineering/consulting costs in 2023), customer installation expense (increased cross-connection inspections and costs, extra time spent on private well programs), and maintenance of mains expense (more time spent on valve exercising in 2023 compared to 2022).

2022 Financial Audit

Amber Danielski from CliftonLarsonAllen will discuss the audited financial statements at our May 10 meeting. I want to thank the staff that assisted in closing out the 2022 financial information and making the process smooth.

Banking Updates

With several banking failures in the news, I contacted WoodTrust Bank to discuss their financial health. We discussed the issues that plagued the banks that closed in 2023, and was told these concerns are not problems at WoodTrust. Woodtrust's investments are short-term and more conservative.

While we typically have FDIC coverage on our investments (other than LGIP), we usually have more than the insurance limits at WoodTrust. While there is a risk of having uninsured funds, I am comfortable with the financial health of WoodTrust and the risk of having funds above the insurance levels there.

Jeff Kuhn

Director of Finance

Wisconsin Rapids Water Works and Lighting Commission
Cash Flow Summary
for Month Ending April 30, 2023

	<u>Current Month</u>	<u>Year to Date</u>	<u>Prior Year to Date</u>
Cash Receipts:			
Utility Receipts, Net of Returns	\$ 3,225,624	\$ 13,779,483	\$ 13,138,925
Interest and Dividends	\$ 73	\$ 920	\$ 790
Transfer from Investments	\$ 600,413	\$ 1,958,781	\$ 1,859,672
ATC Dividend Payment	\$ 140,421	\$ 282,906	\$ 271,037
Total Cash Receipts	\$ 3,966,531	\$ 16,022,090	\$ 15,270,424
Disbursements			
AP Payments	\$ (1,693,514)	\$ (6,965,213)	\$ (6,345,132)
GLU Power Bill	\$ (1,542,577)	\$ (6,729,795)	\$ (6,129,245)
Transfer to Investments	\$ (200,000)	\$ (810,000)	\$ (1,150,000)
ATC - Voluntary Capital Call	\$ (170,669)	\$ (208,770)	\$ (190,157)
Sales Tax Payment	\$ (37,105)	\$ (148,024)	\$ (140,704)
Payroll	\$ (308,386)	\$ (1,511,019)	\$ (1,471,697)
Service Fees	\$ (4,226)	\$ (16,226)	\$ (17,627)
Total Disbursements	\$ (3,956,478)	\$ (16,389,047)	\$ (15,444,562)
Net Cash Flow	\$ 10,053	\$ (366,958)	\$ (174,137)

**Wisconsin Rapids Water Works & Lighting Commission
Investment Report**

3/31/2023

INSTITUTION	FACE VALUE	FACE VALUE & ACCRUED INT	RATE/ YIELD	MATURITY DATE	DATE ACQUIRED	TYPE
Local Government Investment Pool (LGIP)	810,633.02	810,633.02	4.620%			
Prevail Bank	2,491,295.50	2,491,295.50	4.750%			
Ehlers Investments						
US TREASURY BOND	252,000.00	252,228.39	3.950%	4/15/2023	10/12/2022	NOTE
COLORADO HOUSING AND FINANCE AUTHORITY	150,000.00	150,687.50	1.100%	5/1/2023	1/31/2022	NOTE
WISCONSIN STATE GENERAL FUND REV BOND	210,000.00	211,792.88	2.049%	5/1/2023	1/30/2020	NOTE
MUKWONAGO WIS BOND	170,000.00	173,541.67	4.250%	6/1/2023	10/6/2022	NOTE
US TREASURY BOND	526,000.00	518,934.95	4.750%	6/29/2023	1/31/2023	NOTE
US TREASURY BOND	507,000.00	506,826.43	2.910%	6/30/2023	6/30/2022	NOTE
HOCKING TECHNICAL COLLEGE OHIO	300,000.00	300,763.50	0.788%	7/1/2023	11/23/2020	NOTE
OKLAHOMA STATE HIGHWAY CAPITAL IMPROVE	50,000.00	50,661.25	5.290% *	7/1/2023	12/29/2020	NOTE
ILLINOIS HOUSING AUTHORITY	50,000.00	50,158.33	1.900% *	8/1/2023	12/29/2020	NOTE
US TREASURY BOND	250,000.00	245,993.47	4.940%	8/10/2023	2/9/2023	NOTE
NEW YORK STATE DORMITORY AUTHORITY	100,000.00	102,500.00	5.000% *	10/1/2023	12/29/2020	NOTE
SYNCHRONY BANK	245,000.00	245,493.06	0.450%	10/23/2023	10/28/2021	CD
WEB BANK	205,000.00	205,391.75	0.750%	12/29/2023	12/29/2021	CD
FEDERAL HOME LOAN BANK	300,000.00	300,608.00	0.600%	2/23/2024	11/30/2021	NOTE
AMERICAN EXPRESS BANK	200,000.00	200,204.44	1.600%	3/11/2024	3/3/2022	CD
CITY OF WATERFORD GO BOND	200,000.00	201,900.00	1.900% *	4/1/2024	1/30/2020	NOTE
MUKWONAGO WIS BOND	100,000.00	102,083.33	4.340%	6/1/2024	10/6/2022	NOTE
BARCLAY'S BANK DELAWARE	248,000.00	250,336.37	2.000%	6/3/2024	5/31/2022	CD
FALLBROOK (CA) PUB UTILITY DIST REV BOND	200,000.00	200,121.17	0.725%	9/1/2024	1/27/2021	CD
UNITED HERITAGE CREDIT UNION	245,000.00	245,107.73	5.350%	9/30/2024	3/22/2023	CD
UNITED STATES TREASURY	251,000.00	250,884.35	0.950%	11/15/2024	12/15/2021	NOTE
FEDERAL HOME LOAN BANK	250,000.00	250,831.25	0.900%	11/18/2024	10/28/2021	NOTE
FIRST TECHNOLOGY FEDERAL CREDIT UNION	248,000.00	248,849.32	5.020%	3/7/2025	2/28/2023	CD
CALIFORNIA STATE BOND	245,000.00	249,134.38	2.840%	4/28/2025	4/28/2022	NOTE
FEDERAL HOME LOAN BANK	145,000.00	146,463.59	2.360%	4/28/2025	4/28/2022	NOTE
COWETA COUNTY (GA) WATER STSTEM REV BON	300,000.00	302,000.00	2.000% *	6/1/2025	6/9/2021	NOTE
FEDERAL HOME LOAN BANK	265,000.00	268,583.76	5.340%	6/30/2025	12/7/2022	NOTE
CAPITAL ONE NATIONAL ASSOCIATION	175,000.00	176,043.29	3.430%	7/28/2025	7/21/2022	CD
AUSTIN TELCO FEDERAL CREDIT UNION	225,000.00	225,955.48	5.000%	11/28/2025	11/28/2022	CD
FEDERAL HOME LOAN BANK	550,000.00	550,080.97	5.330%	3/29/2026	3/30/2023	NOTE
CLAYTON WIS WATER SYSTEM REV BOND	250,000.00	251,666.67	2.000% *	6/1/2026	6/1/2021	NOTE
FEDERAL HOME LOAN BANK	500,000.00	501,401.94	1.029% *	6/23/2026	6/2/2021	NOTE
FEDERAL HOME LOAN BANK	300,000.00	300,041.67	4.990%	9/30/2027	9/13/2022	NOTE
FDIC INSURED MONEY MARKET	7,450.05	7,450.05				MM
		8,244,720.94				
TOTAL INVESTMENTS	11,521,378.57	11,546,649.46				
ACCOUNT BALANCES POST-JOURNAL ENTRY						
ELECTRIC UTILITY DEPRECIATION FUND						
0-1261-00		4,884,685.64				
ELECTRIC REVENUE BOND REDEMPTION						
0-1252-00		26,016.47				
WATER UTILITY DEPRECIATION FUND						
2-1261-00		5,259,422.70				
TAX ESCROW FUND						
0-1361-00		565,457.01				
2-1361-00		592,728.23				
GENERAL FUND						
0-1365-00		185,403.07				
2-1365-00		32,936.34				
TOTAL INVESTMENTS		11,546,649.46				

Wisconsin Rapids Water Works and Lighting Commission
 Combined Utility Income Statement
 Year to Date for Months Ending March 2023 and 2022

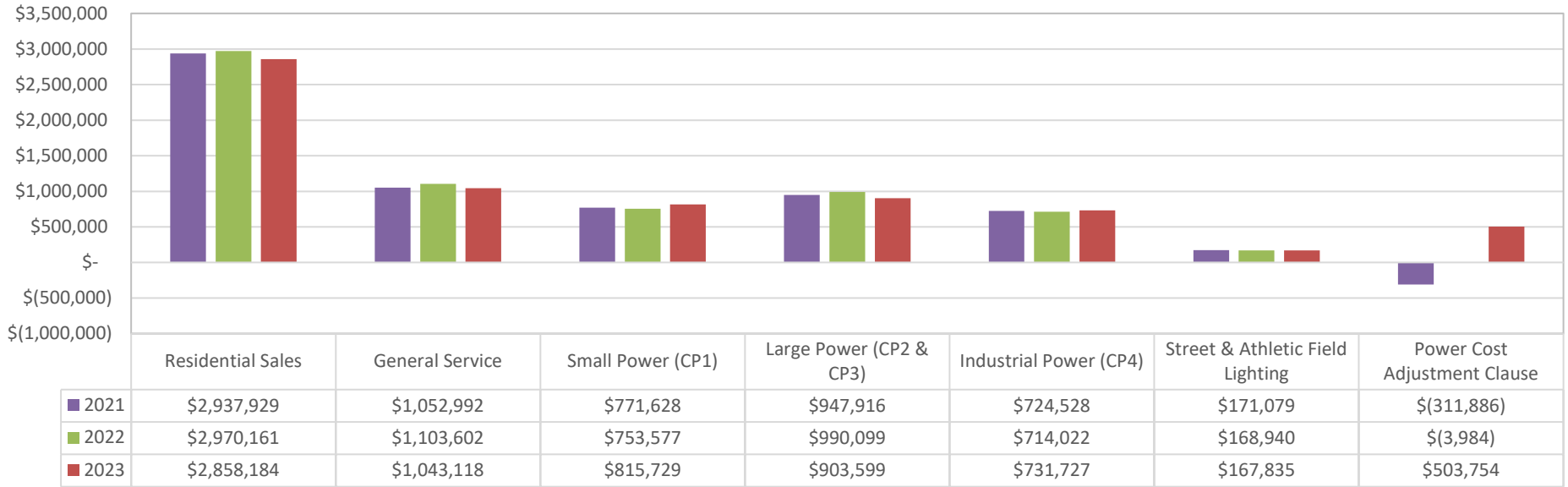
	Current Year to Date			Prior Year to Date			% Increase (Decrease)		
	Electric	Water	Total	Electric	Water	Total	Electric	Water	Total
Charges for Services	\$ 7,023,947	\$ 853,644	\$ 7,877,590	\$ 6,696,418	\$ 883,845	\$ 7,580,263	4.9%	(3.4%)	3.9%
Other Operating Revenues	\$ 158,296	\$ 459,447	\$ 617,743	\$ 159,690	\$ 443,680	\$ 603,369	(0.9%)	3.6%	2.4%
Total Operating Revenues	\$ 7,182,243	\$ 1,313,091	\$ 8,495,333	\$ 6,856,107	\$ 1,327,525	\$ 8,183,632	4.8%	(1.1%)	3.8%
Operating Expenses	6,005,825	914,126	6,919,951	5,751,914	869,511	6,621,425	4.4%	5.1%	4.5%
Depreciation Expense	577,249	235,315	812,564	578,317	230,032	808,349	(0.2%)	2.3%	0.5%
Taxes Expense	405,600	251,250	656,850	413,475	253,200	666,675	(1.9%)	(0.8%)	(1.5%)
Total Operating Expenses	6,988,675	1,400,691	8,389,366	6,743,706	1,352,743	8,096,449	3.6%	3.5%	3.6%
Operating Income (Loss)	\$ 193,568	\$ (87,600)	\$ 105,968	\$ 112,401	\$ (25,218)	\$ 87,183	72.2%		21.5%
Non-Operating Income	63,139	43,348	106,487	16,909	17,250	34,159	273.4%	151.3%	211.7%
Interest Charges	43,307		43,307	41,780		41,780	3.7%		3.7%
Other Non-operating Exp	94,140	26,299	120,439	97,656	24,588	122,244	(3.6%)	7.0%	(1.5%)
Net Income (Loss)	\$ 119,261	\$ (70,551)	\$ 48,710	\$ (10,125)	\$ (32,556)	\$ (42,681)			

Wisconsin Rapids Water Works and Lighting Commission
Electric Income Statement
Year to Date for Months Ending March 2023, 2022, 2021

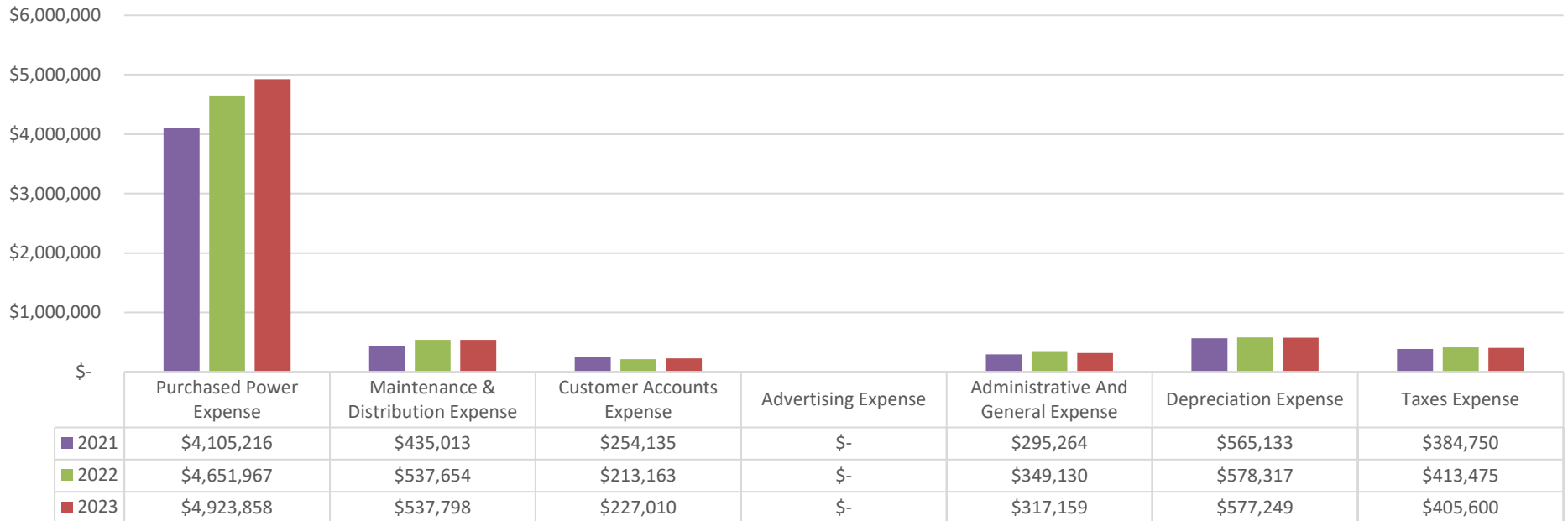
	Current Budget	2023 YTD	2022 YTD	2021 YTD	Remaining Budget
Sales of Electricity					
Residential Sales	\$ 11,743,000	\$ 2,858,184	\$ 2,970,161	\$ 2,937,929	\$ 8,884,816
General Service	\$ 4,338,000	\$ 1,043,118	\$ 1,103,602	\$ 1,052,992	\$ 3,294,882
Small Power (CP1)	\$ 3,155,000	\$ 815,729	\$ 753,577	\$ 771,628	\$ 2,339,271
Large Power (CP2 & CP3)	\$ 4,371,000	\$ 903,599	\$ 990,099	\$ 947,916	\$ 3,467,401
Industrial Power (CP4)	\$ 3,558,000	\$ 731,727	\$ 714,022	\$ 724,528	\$ 2,826,273
Street & Athletic Field Lighting	\$ 660,500	\$ 167,835	\$ 168,940	\$ 171,079	\$ 492,665
Power Cost Adjustment Clause	\$ 500,000	\$ 503,754	\$ (3,984)	\$ (311,886)	\$ (3,754)
Total Sales of Electricity	\$ 28,325,500	\$ 7,023,947	\$ 6,696,418	\$ 6,294,185	\$ 21,301,553
Other Operating Revenues					
Misc Service Revenues - Reconnect Fees	\$ 35,000	\$ 70	\$ 255	\$ -	\$ 34,930
Rent From Electric Property	\$ 284,000	\$ 144,499	\$ 136,334	\$ 132,808	\$ 139,501
Forfeited Discounts	\$ 90,000	\$ 13,339	\$ 22,579	\$ 18,597	\$ 76,661
Other Electric Revenues	\$ 3,500	\$ 388	\$ 521	\$ 511	\$ 3,112
Total Operating Revenues	\$ 28,738,000	\$ 7,182,243	\$ 6,856,107	\$ 6,446,101	\$ 21,555,757
Operating Expenses					
Purchased Power Expense	\$ 20,154,700	\$ 4,923,858	\$ 4,651,967	\$ 4,105,216	\$ 15,230,842
Maintenance & Distribution Expense	\$ 1,627,800	\$ 537,798	\$ 537,654	\$ 435,013	\$ 1,090,002
Customer Accounts Expense	\$ 749,800	\$ 227,010	\$ 213,163	\$ 254,135	\$ 522,790
Advertising Expense	\$ 25,500	\$ -	\$ -	\$ -	\$ 25,500
Administrative And General Expense	\$ 1,259,500	\$ 317,159	\$ 349,130	\$ 295,264	\$ 942,341
Depreciation Expense	\$ 2,390,000	\$ 577,249	\$ 578,317	\$ 565,133	\$ 1,812,751
Taxes Expense	\$ 1,580,000	\$ 405,600	\$ 413,475	\$ 384,750	\$ 1,174,400
Total Operating Expenses	\$ 27,787,300	\$ 6,988,675	\$ 6,743,706	\$ 6,039,512	\$ 20,798,625
Operating Income	\$ 950,700	\$ 193,568	\$ 112,401	\$ 406,589	\$ 757,132
Merchandise and Jobbing	\$ 45,000	\$ 2,802	\$ (2,183)	\$ 2,520	\$ 42,198
Interest and Dividend Income	\$ 838,000	\$ 51,786	\$ 15,702	\$ 20,382	\$ 786,214
Miscellaneous Non-Operating Income	\$ 160,000	\$ 8,551	\$ 3,390	\$ 2,565	\$ 151,449
Total Other Income Additions	\$ 1,043,000	\$ 63,139	\$ 16,909	\$ 25,467	\$ 979,861
Interest Charges	\$ 182,000	\$ 43,307	\$ 41,780	\$ 44,140	\$ 138,693
Other Income Deductions	\$ 148,300	\$ 94,140	\$ 97,656	\$ 90,634	\$ 54,160
Total Net Income	\$ 1,663,400	\$ 119,261	\$ (10,125)	\$ 297,282	\$ 1,544,139

Wisconsin Rapids Water Works and Lighting Commission
 Selected Electric Utility Financial Charts
 Year to Date for Months Ending March 2023, 2022, 2021

Electric Utility Sales Revenue by Customer Type



YTD Electric Operating Expenses

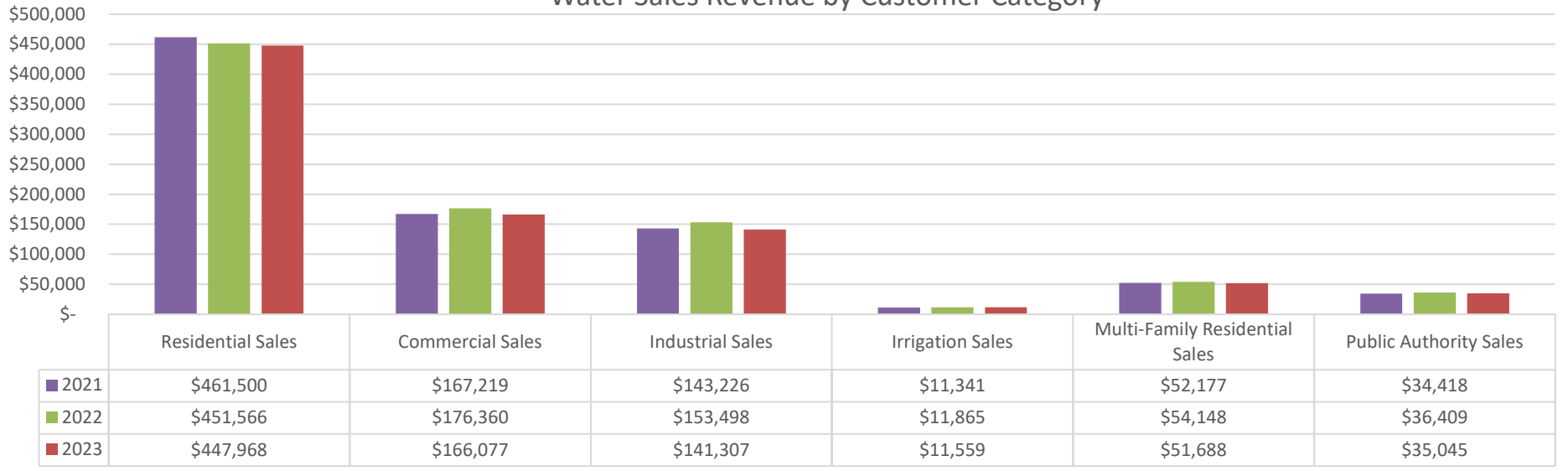


Wisconsin Rapids Water Works and Lighting Commission
Water Income Statement
Year to Date for Months Ending March 2023, 2022, 2021

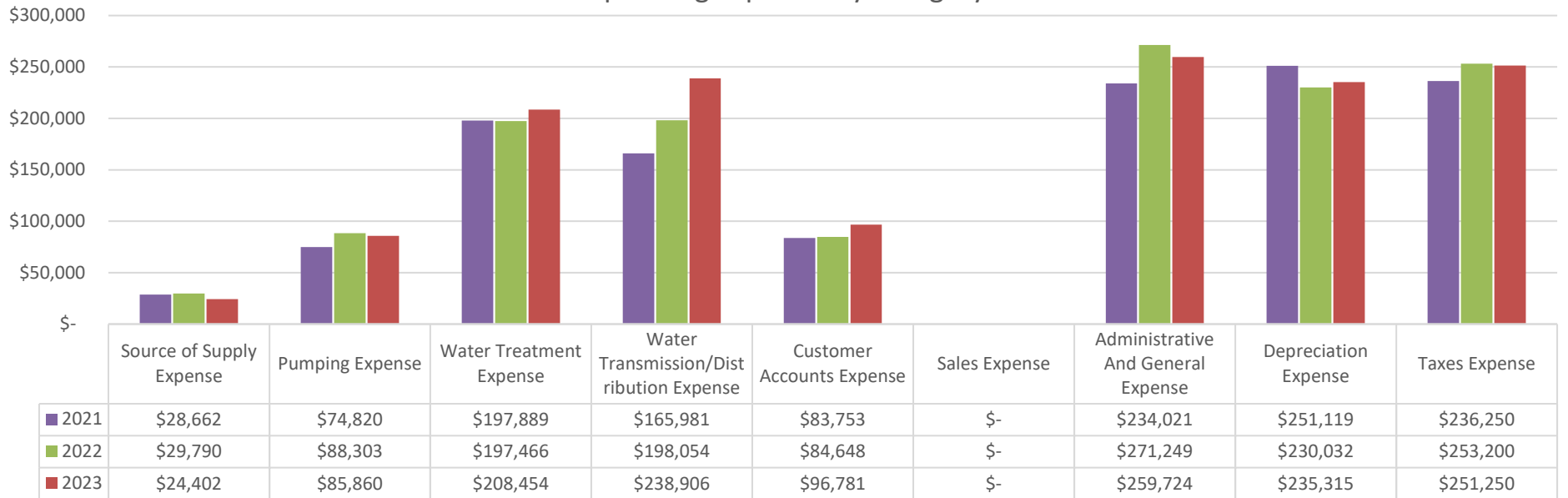
	Current Budget	2023 YTD	2022 YTD	2021 YTD	Remaining Budget
Metered Sales of Water					
Residential Sales	\$ 1,915,000	\$ 447,968	\$ 451,566	\$ 461,500	\$ 1,467,032
Commercial Sales	\$ 798,000	\$ 166,077	\$ 176,360	\$ 167,219	\$ 631,923
Industrial Sales	\$ 620,000	\$ 141,307	\$ 153,498	\$ 143,226	\$ 478,693
Irrigation Sales	\$ 411,000	\$ 11,559	\$ 11,865	\$ 11,341	\$ 399,441
Multi-Family Residential Sales	\$ 221,000	\$ 51,688	\$ 54,148	\$ 52,177	\$ 169,312
Public Authority Sales	\$ 192,000	\$ 35,045	\$ 36,409	\$ 34,418	\$ 156,956
Total Sales of Water	\$ 4,157,000	\$ 853,644	\$ 883,845	\$ 869,879	\$ 3,303,356
Other Operating Revenues					
Private Fire Protection	\$ 58,000	\$ 14,310	\$ 14,310	\$ 14,308	\$ 43,690
Public Fire Protection	\$ 1,339,000	\$ 321,553	\$ 320,073	\$ 317,391	\$ 1,017,447
Forfeited Discounts	\$ 25,000	\$ 9,076	\$ 9,432	\$ 8,340	\$ 15,924
Miscellaneous Service Revenues	\$ 2,000	\$ 1,645	\$ 875	\$ -	\$ 355
Rent From Water Property	\$ 90,900	\$ 25,270	\$ 19,898	\$ 23,989	\$ 65,630
Other Water Revenues	\$ 76,000	\$ 87,594	\$ 79,092	\$ 78,586	\$ (11,594)
Total Operating Revenues	\$ 5,747,900	\$ 1,313,091	\$ 1,327,525	\$ 1,312,493	\$ 4,434,809
Operating Expenses					
Source of Supply Expense	\$ 119,500	\$ 24,402	\$ 29,790	\$ 28,662	\$ 95,098
Pumping Expense	\$ 302,600	\$ 85,860	\$ 88,303	\$ 74,820	\$ 216,740
Water Treatment Expense	\$ 639,900	\$ 208,454	\$ 197,466	\$ 197,889	\$ 431,446
Water Transmission/Distribution Expense	\$ 803,000	\$ 238,906	\$ 198,054	\$ 165,981	\$ 564,094
Customer Accounts Expense	\$ 174,700	\$ 96,781	\$ 84,648	\$ 83,753	\$ 77,919
Sales Expense	\$ 1,000	\$ -	\$ -	\$ -	\$ 1,000
Administrative And General Expense	\$ 1,023,500	\$ 259,724	\$ 271,249	\$ 234,021	\$ 763,776
Depreciation Expense	\$ 934,000	\$ 235,315	\$ 230,032	\$ 251,119	\$ 698,685
Taxes Expense	\$ 1,005,000	\$ 251,250	\$ 253,200	\$ 236,250	\$ 753,750
Total Operating Expenses	\$ 5,003,200	\$ 1,400,691	\$ 1,352,743	\$ 1,272,496	\$ 3,602,509
Operating Income	\$ 744,700	\$ (87,600)	\$ (25,218)	\$ 39,997	\$ 832,300
Merchandise and Jobbing	\$ 1,500	\$ (2,010)	\$ -	\$ 93	\$ 3,510
Interest and Dividend Income	\$ 85,000	\$ 45,359	\$ 17,250	\$ 17,532	\$ 39,641
Miscellaneous Non-operating Income	\$ 75,000	\$ -	\$ -	\$ -	\$ 75,000
Total Other Income Additions	\$ 161,500	\$ 43,348	\$ 17,250	\$ 17,625	\$ 118,152
Other Income Deductions	\$ 133,000	\$ 26,299	\$ 24,588	\$ 26,309	\$ 106,701
Total Net Income	\$ 773,200	\$ (70,551)	\$ (32,556)	\$ 31,313	\$ 843,751

Wisconsin Rapids Water Works and Lighting Commission
 Selected Water Utility Financial Charts
 Year to Date for Months Ending March 2023, 2022, 2021

Water Sales Revenue by Customer Category



Water Operating Expense by Category



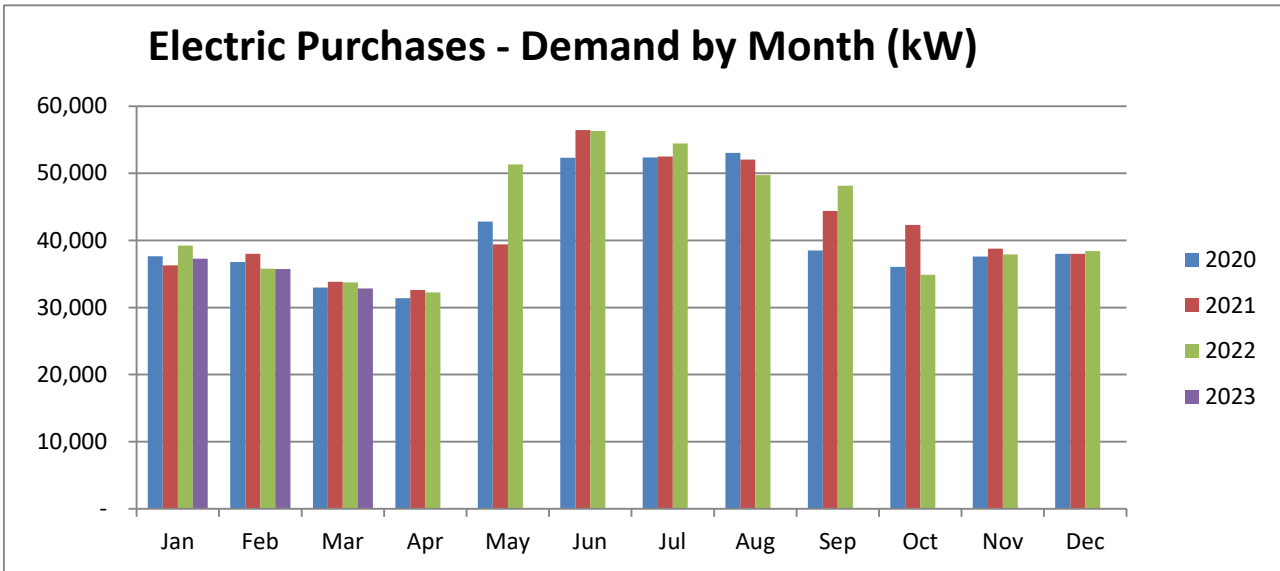
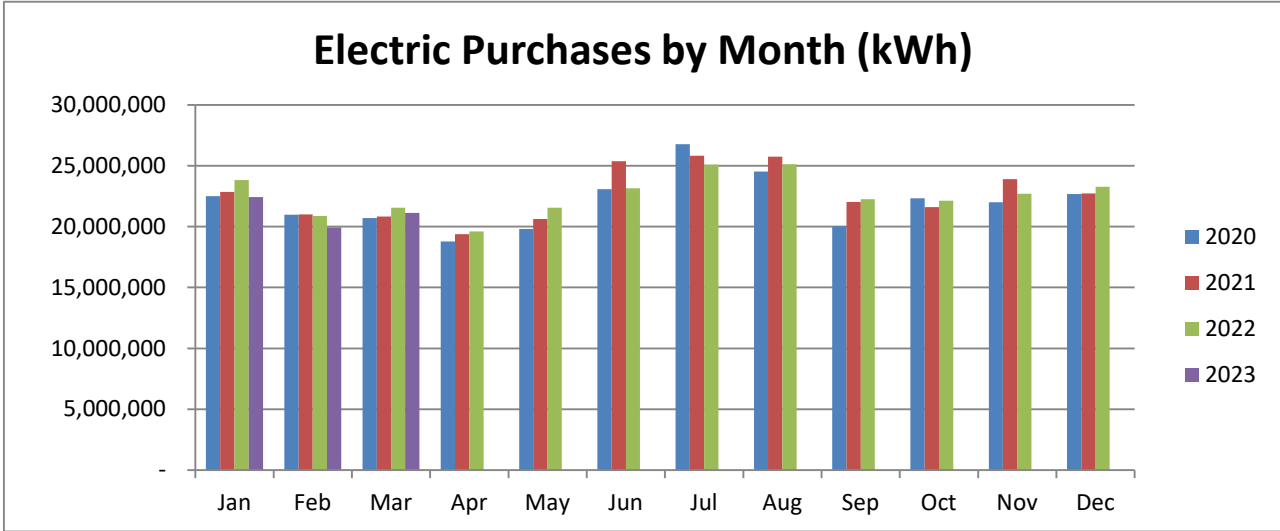
Wisconsin Rapids Water Works and Lighting Commission
Electric and Water Utility Balance Sheet
Balances as of March 2023 & 2022

	2023			2022		
	Electric Utility	Water Utility	Combined Utilities	Electric Utility	Water Utility	Combined Utilities
ASSETS						
Utility Plant						
Utility Plant in Service	68,366,171	48,933,905	117,300,076	66,438,509	45,809,525	112,248,034
Utility Plant in Service - Common	7,993,186	2,800,333	10,793,519	7,894,496	2,689,445	10,583,942
Property Held for Future Use	500	104,255	104,755	500	104,255	104,755
Construction Work in Progress	1,361,608	205,718	1,567,327	744,533	171,583	916,116
Total Utility Plant	77,721,466	52,044,211	129,765,677	75,078,039	48,774,808	123,852,847
Less: Accumulated Depreciation						
Accumulated Depreciation	(29,828,184)	(19,315,439)	(49,143,624)	(28,090,707)	(18,533,408)	(46,624,115)
Accumulated Depreciation - Common	(6,172,478)	(1,896,789)	(8,069,266)	(5,673,583)	(1,795,549)	(7,469,132)
Total Accumulated Depreciation	(36,000,662)	(21,212,228)	(57,212,890)	(33,764,290)	(20,328,956)	(54,093,246)
Net Utility Plant	41,720,804	30,831,983	72,552,787	41,313,749	28,445,852	69,759,601
Current and Accrued Assets						
Cash	398,178	334,996	733,175	81,362	638,869	720,231
Working Funds	940	-	940	940	-	940
Rate Stabilization Deposit	92,684	-	92,684	501,577	-	501,577
Temporary Cash Investments	750,860	625,665	1,376,525	820,862	588,499	1,409,361
Customer Accounts Receivable	3,333,934	530,694	3,864,628	2,960,322	604,422	3,564,744
Other Accounts Receivable	175,293	327,385	502,678	171,657	373,864	545,521
Receivable From Municipality	16,371	-	16,371	10,153	-	10,153
Notes Receivable	500,000	-	500,000	500,000	-	500,000
Sewer Fee For Collections	-	350,174	350,174	-	315,367	315,367
Due To (From) Municipality	22,745	55,803	78,548	11,157	45,773	56,930
Plant Materials & Supplies	2,001,134	804,244	2,805,379	1,740,947	454,546	2,195,492
Stores Expense	20,236	23,132	43,368	33,085	25,939	59,024
Prepayments	319,724	58,774	378,498	301,199	54,952	356,151
Interest Receivable	-	-	-	-	-	-
Total Current and Accrued Assets	7,632,099	3,110,868	10,742,967	7,133,260	3,102,230	10,235,490
Other Investments						
Depreciation Fund	4,884,686	5,259,423	10,144,108	4,625,205	6,693,703	11,318,908
Other Investments	8,888,708	-	8,888,708	8,511,855	-	8,511,855
Other Special Funds	26,091	3,280	29,371	19,448	7,650	27,098
Total Other Investments	13,799,485	5,262,703	19,062,188	13,156,508	6,701,353	19,857,862
Deferred outflows of Resources						
Unamortized Debt Disc & Expense	409,160	-	409,160	477,909	-	477,909
Preliminary Survey & Investigation Charges	2,808	-	2,808	2,808	-	2,808
Clearing Accounts	(3,191)	(14,056)	(17,247)	21,635	20,717	42,353
Deferred Outflows Related To Pension	3,304,963	1,911,567	5,216,530	2,457,774	1,323,414	3,781,188
Misc Deferred Debits	209,186	126,032	335,219	259,051	139,549	398,600
Total Deferred Outflows of Resources	3,922,926	2,023,543	5,946,469	3,219,177	1,483,680	4,702,857
Total Assets and Deferred Outflows	67,075,314	41,229,097	108,304,411	64,822,694	39,733,115	104,555,809

Wisconsin Rapids Water Works and Lighting Commission
Electric and Water Utility Balance Sheet
Balances as of March 2023 & 2022

	2023			2022		
	Electric Utility	Water Utility	Combined Utilities	Electric Utility	Water Utility	Combined Utilities
LIABILITIES						
Current and Accrued Liabilities						
Accounts Payable	2,207,980	-	2,207,980	2,178,346	-	2,178,346
Payables To Municipality	-	-	-	-	-	-
Customer Deposits	435,399	-	435,399	405,717	-	405,717
Taxes Accrued	1,033,729	760,576	1,794,305	1,086,211	803,787	1,889,998
Interest Accrued	17,959	-	17,959	15,331	-	15,331
Tax Collections Payable	70,176	-	70,176	68,565	-	68,565
Misc Current And Accrued Liabilities	1,748,376	846,355	2,594,730	1,862,266	915,927	2,778,193
Total Current and Accrued Liabilities	5,513,620	1,606,930	7,120,550	5,616,435	1,719,714	7,336,149
Long Term Debt						
Long Term Debt - Bonds	3,460,000	-	3,460,000	3,995,000	-	3,995,000
PROPRIETARY CAPITAL						
Capital Paid In By Municipality	1,030,967	798,819	1,829,787	1,030,967	798,819	1,829,787
Retained Earnings	53,784,854	37,009,849	90,794,704	51,617,221	35,890,167	87,507,388
Total Proprietary Capital	54,815,822	37,808,669	92,624,490	52,648,188	36,688,986	89,337,174
Deferred Inflows of Resources						
Customer Advance For Construction	39,466	-	39,466	34,790	-	34,790
Wholesale Rate Refund & Public Benefits	342,648	-	342,648	307,009	-	307,009
Unamortized Premium On Debt	38,928	-	38,928	45,461	-	45,461
Other Deferred Credits	2,864,832	1,813,498	4,678,330	2,175,811	1,324,415	3,500,226
Total Deferred Inflows of Resources	3,285,873	1,813,498	5,099,371	2,563,071	1,324,415	3,887,486
Total Liabilities, Equity and Def Inflows	67,075,314	41,229,097	108,304,411	64,822,694	39,733,115	104,555,809

Wisconsin Rapids Water Works and Lighting Commission
 Monthly Electric Purchases
 2020-2023





Water Works and Lighting Commission
221 16th St. So. P.O. Box 399 Wisconsin Rapids, WI 54495-0399
715/423-6300 FAX: 715/423-2831

INFORMATION SYSTEMS ADMINISTRATOR'S REPORT
April 2023

Server Hardware Replacement

I was able to configure the new network hardware and place it in the server rack. The vendor and I will start working on the new servers on May 4th. We will install the new virtual environment and start testing. We will then start migrating the virtual servers to the new environment. I expect the testing and migration to take about a month.

Cyber Security

I have training with Network Perception on May 9th. During the training they will show me how to understand the information that the analytic software provides about our network configuration.

Projects

1. Cyber Security
2. SCADA Server Replacement
3. Network Hardware Replacement
4. Server Hardware Replacement

Sincerely,

Matt Stormoen
Information Systems Administrator



Water Works and Lighting Commission

221 16th Street So. P.O. Box 399 Wisconsin Rapids, WI 54495-0399 715/423-6300 FAX: 715/423-2831

**Conservation Manager Report
April 2023**

Key Accounts contacted this month:

- Thiele Kaolin
- Ocean Spray Cranberry (OSC)
- Mariani Cold Storage
- Waste Water Treatment Plant (WWTP)
- Unifirst
- Linkone Potato
- WR Fire Departments

Thiele Kaolin – Due to lower water and electric usage this past month, a phone call was made to the facility manager to discuss the reasons. They notified me that they are projecting their Wisconsin Rapids facility permanently shutting down by September of 2023. Their silica process needed for the Biron Paper Mill is no longer needed for the recently purchased Nine Dragon's process. They will be in contact throughout the shutdown to proceed with terminating electric and water services early this fall.

OSC – Has inquired on rate increases and projected effective dates for budgeting purposes. All projected water and electric increases and dates were discussed to their Plant Controller.

Mariani Cold Storage – I have reached out to the Cold Storage Facility Manager to schedule an on-site visit partnered with a Focus on Energy Advisor. This meeting is in the process of scheduling in conjunction with Mariani Packaging Facility to administer both assessments on the same day.

WWTP – I have reached out to the WWTP Manager to schedule an on-site visit within the next month to address any lighting or other energy efficiency projects that can assist the City of WR with lowering their electric usage.

Unifirst – I have contacted the facility to schedule an on-site visit to learn more about their process, assist with rate change options and make them more familiar with the Focus on Energy incentives available for energy efficiency improvements. The visit is pending for corporate approval to schedule the meeting.

Linkone Potato – I have reached out to their facility Manager and have scheduled an on-site visit partnered with Focus on Energy for May 8th. This meeting is significant, considering I have not seen their operation, and look forward to assisting with any energy efficiency upgrades, and rate options available.

WR Fire Departments – It has been several years since an on-site visit has been administered at the Fire Departments. The Fire Chief has reached out to inquire if an energy assessment was necessary. After our discussion of recent lighting upgrades we still both agreed that there may be a few recommendations and energy efficiency changes that the fire stations may benefit from. We will be coordinating a day that the School and Government Energy Advisor can meet with both the WWTP and the fire stations.

Rate Analysis and Recommendations

Three commercial customers have been notified upon recent review of their organization's electric bill displaying a decrease in electric usage. Analysis have been performed and recommendations are waiting on confirmation by the customers to discuss the best rate options and practices available to benefit their organization.

Respectfully,

Shawn Reimer

Key Accounts/Conservation Manager



Water Works and Lighting Commission

221 16th Street So. P.O. Box 399 Wisconsin Rapids, WI 54495-0399 715/423-6300 FAX: 715/423-2831

ELECTRICAL ENGINEER'S REPORT
April 2023

Recloser Troubleshooting

We had a recloser failure after the windstorm of April 20th. The recloser, which is located at Baker Sub, did its job correctly by tripping during an overcurrent event, but it then failed to reclose. Further attempts to close the circuit manually via the recloser control box resulted in a "failure to close" alarm. I have contacted the manufacturer (Eaton-Cooper) in hopes of figuring out what went wrong with this unit. I have scheduled a meeting with an Eaton technician to come test our unit with their specialized tester. We hope to be able to repair this unit, whether that means we send it in to Eaton, or we have L&S Electric look at it. A repair would be much quicker, and much more cost effective than buying a new one, so we will try to avoid that situation. In the meantime, we have replaced the malfunctioning unit with our spare recloser from the shop, and it is back to being operational.

Pump 7 Issues

High pressure service pump #7, which is one of the two large pumps that sends treated water out to the water towers, is currently out of service. A filter plant operator notified me that the pump was unresponsive. Upon inspection, the pump would not start whether controlled from the motor control center or SCADA. The meter techs and I quickly figured out it was a bad motor overload switch that was stuck in the trip state. The motor overload switch protects the motor from a current overload, so we could technically still run the pump unprotected in an emergency. Pump 8 (the other large pump) has enough flow potential to carry the load needed for the time being. I ordered a new overload switch on 4/25 but was told there is a 7–10-day lead time on the item.

Tyler Sneen
Electrical Engineer



Water Works and Lighting Commission

221 16th St. So. P.O. Box 399 Wisconsin Rapids, WI 54495-0399 715/423-6300 FAX: 715/423-2831

**DIRECTOR OF ENGINEERING AND ELECTRIC OPERATIONS REPORT
April 2023**

Baker Substation Relay Panels

A 15,000 volt Cooper re-closure in the Baker Substation failed to close back in when a tree hit the power lines during the April 20th windstorm. This resulted in approximately 931 customers located south of Lake Wazeecha being without power for about 90 minutes while we re-fed them from a different source. The failed piece of equipment was replaced with our spare and Tyler is currently working with the manufacturer to repair this 15-year-old piece of equipment.

Under Frequency Load Shedding Program

Most of my time this month has been working on the North American Electric Reliability Corporation's (NERC) standards that WW&LC is required to report on for the federal government since we are listed with them as a DP-UFLS (Distribution Provider-Under Frequency Load Shedding) entity. Because of this WW&LC is required to shed 27.3% of its load at different abnormal frequencies in the event that the Midwest Regional Organization's (MRO) power grid begins to deteriorate. This is broken down into 7.1% of load at 59.3 HZ, 7.7% of load at 59.0 HZ, 6.6% of load at 58.7 HZ, 3.2% of load at 58.5 HZ, and 2.7% of load at 58.3 HZ. All of the protective relays have been set up to meet these requirements and the reports which need to be filed each year for MISO (Midcontinent Independent System Operator) were submitted on April 18th. This year the program comes up for re-evaluation by MISO/NERC and I am going to request that they remove WW&LC from the DP-UFLS category due to our size and load.

MEUW Annual Conference in May

I will be attending the MEUW Annual Conference in May so I will not be present at the May Commission Meeting.

Todd Weiler, P.E.

Director of Engineering & Electric Operations



Water Works and Lighting Commission

221 16th Street So. P.O. Box 399 Wisconsin Rapids, WI 54495-0399 715/423-6300 FAX: 715/423-2831

GENERAL MANAGER'S REPORT

April, 2023

Municipal Electric Utilities of Wisconsin: The MEUW Nominating Committee met via conference call on April 18th. The Nominating Committee recommends, reviews, and approves all appointments to the MEUW Board of Directors, Executive Committee and all other MEUW committees. On April 18th, the proposed Executive Committee and Board of Directors were discussed and approved by the Nominating Committee. The committee decided to leave the Executive Committee the same for an additional year for consistency. The full Board will discuss making the Executive Committee appointments 2-year terms in the future. In the midst of a lot of MEUW member utility retirements and pending retirements, the 2-year term makes sense. The full Board of Directors was also approved.

Great Lakes Utilities: The GLU Board met on April 25th via conference call. The 2022 audit report was approved by the Board. The 50 mW in front of the wholesale meter solar project was again discussed because of its continual cost increases by Pivot Energy (RFQ winner). The Board decided to kill the project for now and evaluate solar projects later this year. The GLU PSCW renewable energy portfolio standard report was filed in April. The Board approved the final version of the GLU management services contract with Marshfield Utilities.

Jem Brown
General Manager