



Water Works and Lighting Commission

221 16th Street South P.O. Box 399 Wisconsin Rapids, WI 54495-0399 715/423-6300 FAX: 715/423-2831

AGENDA

There will be a Regular Meeting of the Water Works and Lighting Commission in the conference room on Wednesday, September 13, 2023, at 2:00 PM.

Listed below is the agenda for this meeting.

1. Call to order
2. Approval, additions, or corrections to the minutes of the following meeting
 - 2.1. Special Commission Meeting held August 9, 2023
 - 2.2. Regular Commission Meeting held August 9, 2023
3. Action items
 - 3.1. Baker Substation Distribution Transformer
4. Department updates
 - 4.1. Safety Committee
 - 4.2. Line Superintendent
 - 4.3. Water Department Operations
 - 4.4. Customer Support Supervisor
 - 4.5. Director of Finance
 - 4.6. Information Systems Administrator
 - 4.7. Conservation Manager
 - 4.8. Electrical Engineer
 - 4.9. Director of Engineering & Electric Operations
 - 4.10. General Manager
5. Review of accounts payable
6. Adjourn

If given 72 hours' notice, efforts will be made by the General Manager's office to accommodate the needs of disabled individuals through sign language interpreters and other auxiliary aids.

Special Meeting of the Water Works and Lighting Commission
Wednesday, August 9, 2023

There were present:

Commissioner Jay Bemke
Commissioner John Bergin
Commissioner John Harper
Commissioner Rick Merdan
Commissioner Jeff Penzkover

Also in attendance: Todd Weiler, Jeff Kuhn, Adam Breunig and Tyler Sneen

1. Tour of WW&LC substations and properties

The commission was given a tour of WW&LC substations and properties.

2. Discussion and possible action on 2023 Electric Capital Budget

The Kellner Road/48th Street South roundabout project was discussed. This was not a project that was anticipated and therefore not in the 2023 budget.

After a lengthy discussion and all questions answered, there was a motion made by John Harper, seconded by Jay Bemke, and carried to approve the addition of \$350,000 to the 2023 electric capital budget for the capital improvement Kellner Road/48th Street South roundabout project. No nay votes were recorded.

3. Adjourn

There was a motion made by Rick Merdan, seconded by John Harper, and carried to adjourn at 12:33 PM. No nay votes were recorded.

Respectfully submitted,

Rick Merdan, Secretary

Regular Meeting of the Water Works and Lighting Commission
Wednesday, August 9, 2023

There were present:

Commissioner Jay Bemke
Commissioner John Bergin
Commissioner John Harper
Commissioner Rick Merdan
Commissioner Jeff Penzkover

Also in attendance: Roxanne Gronski, Jeff Kuhn, Adam Breunig, Todd Weiler, Lynn Schroer, Tyler Sneen, and Sean Wall.

1. Call to Order

Chairman John Bergin called the meeting to order at 1:00 PM. Jem Brown was absent from today's meeting.

2. Approval, additions or corrections to the minutes of the following meeting

2.1 Regular Commission Meeting held July 12, 2023

There was a motion made by John Harper, seconded by Rick Merdan, and carried to approve the minutes of the Regular Commission Meeting held on July 12, 2023, and to place them on file. There were no nay votes recorded.

3. Action items

There were no action items.

4.0 Department updates

4.1 Safety Committee Report

The commissioners reviewed and discussed the safety coordinator's monthly report. Sean Wall stated that the site inspections are going well. Sean also answered questions regarding the MEUW mutual aid resource guide that he just completed.

4.2 Line Superintendent's Report

This report was reviewed and discussed. It was noted that we had higher than

normal call-ins during the month of July. Todd Weiler stated that July is quite often higher due to storms and high temperatures.

4.3 Water Department Operations Report

This report was reviewed and Adam Breunig answered questions regarding July maintenance water projects and calls.

4.4 Customer Support Supervisor's Report

This report was reviewed and Lynn Schroer answered questions regarding July collection data.

4.5 Director of Finance's Report

This report was reviewed and the electric rate case and hearing that was held on July 18th was discussed. Jeff stated that he is hopeful to receive the final decision in August. The continued rising cost of materials and production/delivery times was discussed.

4.6 Information System's Administrator's Report

This report was reviewed and discussed. Todd Weiler answered questions regarding cyber security.

4.7 Conservation Manager's Report

This report was reviewed and discussed.

4.8 Electrical Engineer's Report

This report was reviewed and discussed. Tyler Sneen stated that he has recently been working with Marshfield Utilities to help with issues they are having with their GLU revenue meters.

4.9 Director of Engineering & Electric Operations

This report was reviewed and discussed. Todd Weiler answered questions regarding the recently completed Arc Flash Study and stated that he is currently working on the APPA RP3 application.

4.10 General Manager's Report

This report was reviewed and the electric rate case hearing that was held on July 18th was discussed.

5. Review of accounts payables

A listing of all invoices and checks covering July was provided to the commission for review.

6. Adjourn

There was a motion made by Jay Bemke, seconded by Jeff Penzkover, and carried to adjourn at 1:20 PM. There were no nay votes recorded.

Respectfully submitted,

Rick Merdan, Secretary

Action Item 3.1

Baker Substation Distribution Transformer

The Baker Substation currently only has one functional distribution transformer. The other unused second transformer is a 1966 unit that has been out of service for over 2 decades.

There exists a current contingency that when temperatures exceed 85 Degrees Fahrenheit, loads from this substation cannot be supported by other feeders from other substations should a failure of this existing single transformer occur, resulting in an outage to approximately 2,300 of our customers for an extended amount of time.

The five year budget projections indicated that in 2024 the utility was planning on spending \$1,000,000 to purchase a new (second) transformer and then in 2025 spending an additional \$350,000 to install this transformer in order to eliminate this contingency.

Inflated costs and extended deliveries (3 years) have made purchasing a new transformer unpractical.

Recent discussions with CWPCo have brought to our attention a spare transformer that they are willing to sell to WW&LC. This transformer was manufactured in 2004 by Waukesha Transformers, built to the same specifications WW&LC utilizes, and appears to be in good working order. Downsides of this transformer are that it is 20 years old, was designed for a 13.8kV voltage system as opposed to our 13.2kV voltage system, and is rated at 24MVA instead of the 10 MVA transformers WW&LC usually installs at our substations.

After performing an engineering analysis on the transformer, the difference in turns ratio of this unit is 3.3333 compared to the 3.3182 ratio of our other transformers, resulting in a voltage difference of 60 volts at the 13,200 volt level, this minimal difference is not a concern when WW&LC would need to place this unit in parallel with our existing transformers. Further analysis shows that the total losses of this larger transformer are comparable to our existing smaller transformers since the "No Load Losses (Core Losses) are 36% higher, but the "Load Losses" (Winding/Heat Losses) are 56% lower.

Advantages to purchasing this transformer are that it available now and could be relocated to our substation before the end of the year, has a life expectancy of at least 30 more years, is sized large enough to accommodate any future load increases in this area of our service territory, is priced at an amount that would save the utility about \$1,000,000, and once in service would eliminate other overloaded circuits like the South Loop out of the High School Substation.

Before purchase of the transformer, I would have further testing done on it to confirm that it is in good working order.

I would ask the commission to approve \$244,750 (\$240,000 for the transformer + \$4,750 for the testing).

I am currently working on getting quotes to move the transformer from the Kraft Substation to the Baker Substation. The first quote came in higher than expected, so I am pursuing other companies.

In order to place this transformer in service, there would still be a line item in the 2024 budget to purchase 3 regulators, 2 medium voltage breakers, and install feeder cables and control cables for this transformer. I am currently collecting quotes for that equipment.

Sincerely,

WATER WORKS & LIGHTING COMMISSION

Todd Weiler, P.E.
Director of Engineering and Electric Operations

SAFETY COMMITTEE MEETING MINUTES FOR AUGUST 2nd, 2023

Discussion with: Adam Breunig, Sean Wall, Justin Armagost, Bob Nash, Josh Elliott, and Randy Rosicky.

OLD BUSINESS

There was no old business.

NEW BUSINESS

There were no new safety concerns brought forward at this time.

SAFETY TRAINING/DISCUSSION

The members reviewed and discussed the Hazardous Energy Control Lockout/Tagout Program and found no changes required at this time.

There was a discussion regarding the importance of being aware of your surroundings while walking through construction sites, as well as the importance of excavation safety related to proper trench benching.

UPCOMING TRAININGS

Annual Confined Space Training is tentatively scheduled for September 2023.

Safety Committee meeting ended at 7:25 AM.



**Wisconsin Rapids Water Works & Lighting Commission
August 2023**

Prepared By: Sean T. Wall, MEUW Senior Regional Safety Coordinator

SAFETY REPORT

ACCOMPLISHMENTS

1. Training

- a. No training planned for August

2. Audits/Inspections

- a. Monitoring of work zone work via Josh and Adam

3. Compliance/Risk Management

- a. Attended Safety Committee meeting
- b. Attended Commission meeting
- c. Took utility group picture
- d. Conducted facility Tornado Drill on 8/18 (report attached)
- e. Annual review of Powered Industrial Truck (Forklift) written safety program.

GOALS AND OBJECTIVES

1. Training

- a. Confined Space Entry hands on training (Water and Electric)
- b. Fall Protection hands on safety training (Water and Electric)

2. Audits/Inspections

- a. Facility annual inspection planned for Q4

3. Compliance/Risk Management

- a. Attend Safety Committee meeting
- b. Attend Commission meeting
- c. Work on Q4 schedule / training schedule



Water Works and Lighting Commission

221 16th Street South P.O. Box 399 Wisconsin Rapids, WI 54495-0399 715/423-6300 FAX: 715/423-2831

**LINE SUPERINTENDENT'S REPORT
August, 2023**

Work Performed


During August, the Electric Department processed 22 work orders, 8 electric service orders, and 91 trouble slips.

Other Projects

- Continued pole replacements.
- Continued tree trimming.
- Continued 2023 URD conversions.
- Worked on multiple customer projects.
- Continued work on Loop 1 rebuild (capital budget project).

After Hours Calls

In August there were 14 after-hour call-ins.



The call for “Failed Equipment” was for a bad combination. The calls for “Other” were for traffic signal issues.

Respectfully submitted,

Josh Elliott
Electric Line Superintendent



Water Works and Lighting Commission

221 16th Street South P.O. Box 399 Wisconsin Rapids, WI 54495-0399 715/423-6300 FAX: 715/423-2831

WATER DEPARTMENT OPERATIONS REPORT August 2023

WATER PROJECTS

During August, the water department worked on the following projects.

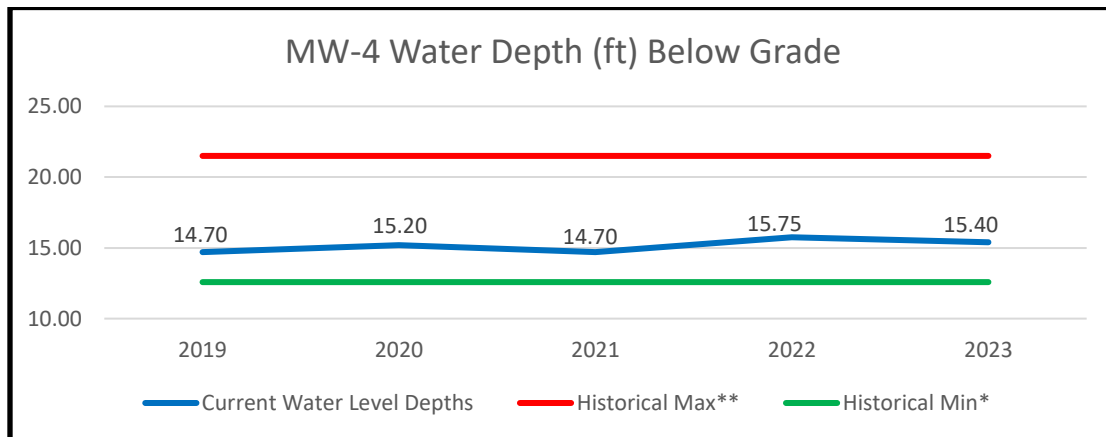
- Crews have completed underground utility reconstruction for the 9th Ave N project from High St to Fremont St.
- Crews repaired leaking 12" gate valve located at 16th St. S. and Peach St.
- Crews repaired an 8" water main break located on Daly Ave. 275' E of Lincoln St.
- Crews replaced a 5/8" lead water service located at 410 10th St. S.
- Water Dept. will be ordering brass fittings for 2024 CIP projects due to the 6-month deliverable delay. This accounts for 5% of 2024's water materials at \$25,000.

TROUBLE CALLS

The water meter crew responded to 28 trouble calls.

WATER DEPTHS AT MONITORING WELL (MW) 4 FOR THE LAST 5 YEARS

The readings given below were taken during the last week of August of the year.



* Historical minimum depth below grade for MW-4 was 12'-7" on July 2nd, 2004.

** Historical maximum depth below grade for MW-4 was 21'-6" on September 11th, 2009.

Sincerely,

Adam Breunig

Water Superintendent



Water Works and Lighting Commission
 221 16th Street S, P.O. Box 399 Wisconsin Rapids, WI 54495-0399 (715) 423-6300

**CUSTOMER SUPPORT SUPERVISOR'S REPORT
 AUGUST 2023**

COLLECTIONS

Below is the comparison of active and inactive accounts receivable for August.

ALL PROVIDERS – Active Accounts			
	<u>August, 2021</u>	<u>August, 2022</u>	<u>August, 2023</u>
30 day	175,751	212,406	187,468
60 day	35,621	17,190	19,867
90 day	44,699	4,196	5,348
Current	2,495,757	2,912,626	2,863,256
Total Active	2,751,828	3,146,418	3,075,939
Total Inactive	128,549	50,028	32,399
Total AR	2,880,377	3,196,446	3,108,338

With only a few months remaining before the electric moratorium, we will continue our efforts to address every past due account each month. Following each billing cycle, all accounts with a 30 day past due balance over \$100 are subject to disconnection. One week prior to disconnection, an automated phone message notifying of disconnection is placed. An additional text message is sent two days prior to disconnection to any remaining customers that have not paid their past due balance. Below are totals for 2023 thus far. The reconnection total does not reflect properties where the service was reconnected in the landlord's name if a tenant vacated the property after disconnection.

	April	May	June	July	Aug	2023 Total
Automated Calls	626	915	525	732	714	3512
Text Messages	350	470	371	318	422	1931
Disconnections	145	237	175	124	230	911
Reconnections	127	226	162	124	209	848

Commercial Accounts

Thirty-five commercial properties were past due in August. Two locations were disconnected, and one was reconnected.

Tax Refund Interception Program (TRIP) and State Debt Collection (SDC)

We received \$924 through SDC in August for a total of \$34,078 in 2023 thus far. Fifty-nine letters were sent to customers with an inactive past due balance notifying them their account balance would be sent to SDC if left unpaid.

2022 Tax Roll Follow-Up

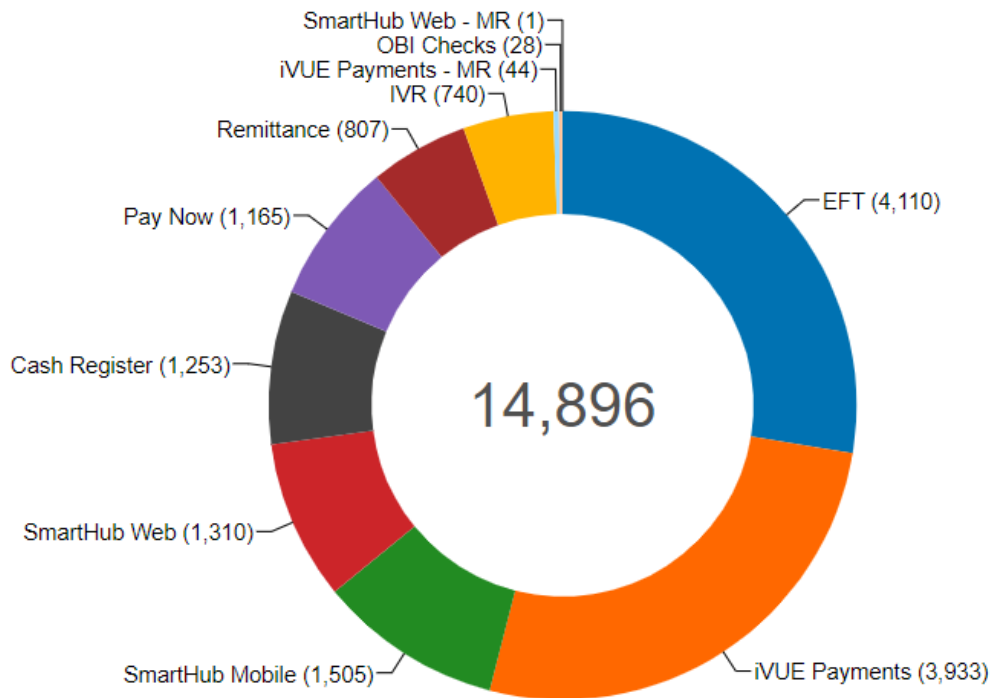
In November of 2022, we sent a total of \$45,371 to the City of Wisconsin Rapids to be included in the tax roll and we received \$43,525. Outstanding tax roll is \$5,502 which includes unpaid taxes from 2020 and 2021, with only \$152.24 not received from 2022.

OFFICE INFORMATION

- ✚ The office staff processed 243 electric and 122 water move orders. Forty-three of these orders were received electronically.
- ✚ Office staff answered 2,020 calls in August with a daily peak of 129 on August 7th.
- ✚ There were 124 welcome letters sent to new customers.
- ✚ 36,549 accounts were audited and processed through our billing software.
- ✚ Traffic flow in the lobby totaled 1,108 customers with a daily peak of 115 on August 1st.
- ✚ The National Weather Service issued a heat advisory on August 23rd. All disconnected properties were verified for occupancy and 12 properties were reconnected during the advisory.
- ✚ The upcoming Currents and Waves Fall 2023 Newsletter is included for your review.

OFFICE PAYMENTS

We received 14,896 payments in August, 26% of these were received through the mail, 9% were received in person, and 65% were received via one of our electronic payment options.



SOCIAL MEDIA AND WEBSITE ANALYTICS



Three messages were posted on Facebook generating 1,385 views. Three messages were also posted on Twitter and Instagram. Our website generated over 3,000 views with approximately 2,500 utilizing or viewing our payment options, 220 views for employment opportunities, 190 for residential applications, and 133 move orders.

Respectfully submitted,
Lynn Schroer
Customer Support Supervisor

Currents & Waves

Fall 2023



PUBLIC POWER ADVANTAGES

In Wisconsin, there are 81 not for profit municipal electric utility communities serving over 300,000 customers, marked by local ownership, and offering several benefits. Collaborations with groups like the Municipal Electric Utilities of Wisconsin (MEUW) and the American Public Power Association (APPA) expand these advantages, especially in shaping policies and linking municipal utilities to state and national policymakers. The key benefits of residing in a public power community are detailed below.

Local Accountability

Central to Wisconsin's public power communities is the local empowerment and accountability they provide. This localized approach ensures WWLC's energy decisions align with the distinct needs of the Wisconsin Rapids area, promoting local ownership and fiscal responsibility.

Fair Rates and Financial Sustainability

Wisconsin's public power communities stand out for their affordable electric rates, resulting in significantly lower costs than investor-owned utilities. On average, WWLC's residential customers pay nearly 25 percent less than homes powered by investor-owned utilities. This benefits individuals and local businesses and strengthens economic results over the long term.

Community Investment and Infrastructure

Unlike investor-owned utilities, which distribute excess earnings to shareholders, not for profit public power utilities reinvest their earnings into infrastructure projects. This approach ensures that energy distribution and reliability improvements are continually made to benefit the community. Residents directly benefit from reduced outages and improved services.

Public power utilities also reinvest in their communities through Payment in Lieu of Tax (PILOT) payments. This financial contribution helps fund essential local services, ensuring the community benefits from its utility ownership. Over the last ten years, WWLC has contributed over \$18,000,000 in PILOT payments to the City of Wisconsin Rapids.

Resilience and Emergency Response

Public power communities demonstrate heightened resilience when faced with emergencies. Employees living in the community help ensure that residents can count on their community to restore power effectively and safely. Historically, average outage times of public power utilities are traditionally half of an investor-owned utility.

Living in a Wisconsin public power community has several advantages, enhanced by the partnerships of state organizations like MEUW and the national support of APPA. From local accountability and equitable rates to infrastructure upgrades and PILOT payments, public power communities are a good place for people to live and work together.

Public Power Week Trivia Contest

- All entries need to be received by Friday, October 6th.
- Three \$200 Chamber of Commerce Gift Certificates will be chosen from all entries.
 - One entry per customer.

1. What type are the majority of light bulbs in your home? Incandescent _____ LED _____ Florescent or Compact Florescent (CFL) _____ Other _____
2. If you have one 100-watt incandescent light bulb, how many hours will it take to use one kilowatt? _____
3. If you have a 10-watt LED light bulb, how many hours will it take to use one kilowatt? _____
4. According to the US Energy Information Administration, place the following types of electric generation in Wisconsin from most (1) to least (4) as of 2021.
Natural Gas _____ Renewals (Solar, Wind, Hydropower) _____ Coal _____ Nuclear _____
5. In the City of Wisconsin Rapids, Water Works and Lighting Commission provides what services? Electric _____ Phone _____ Water _____ Natural Gas _____
6. What is the name of the electric transmission company that services the Wisconsin Rapids Area? _____
7. Who should you call before digging in your yard to mark any utility lines near the area you are working? _____
8. Approximately how many electric poles does Water Works and Lighting Commission Maintain? 100 _____ 2,000 _____ 10,000 _____ 100,000 _____
9. Approximately how many streetlights are in Water Works and Lighting Commission's territory? 500 _____ 2,000 _____ 5,000 _____ 10,000 _____
10. One unit of water is 100 cubic feet and costs \$4.05 for a residential user. Approximately how many gallons in 100 cubic feet of water? _____

Name: _____ Address: _____
Account #: _____ Telephone #: _____

By submitting my entry form, I authorize Water Works and Lighting Commission permission to post my name only if I am chosen for a gift certificate.

Pumpkin Roll

Cake Ingredients

- 3 eggs
- 2/3 cup canned pumpkin
- 1 cup sugar
- 1 tsp baking soda
- 1/2 tsp cinnamon
- 3/4 cup flour

Directions

1. Mix and pour onto cookie sheet with rim lined with waxed paper.
2. Bake 350 degrees for 15 minutes.
3. Turn onto cheese cloth.
4. Remove wax paper.
5. Roll up and let cool.

Filling Ingredients

- 2 Tbsp. butter
- 8 oz. cream cheese
- 3/4 tsp vanilla
- 1 cup powdered sugar

Directions

1. Unroll pumpkin cake onto aluminum foil.
2. Spread filling evenly over cake.
3. Roll back up.
4. Wrap in foil.

Cuts best when frozen.



Water Works & Lighting Commission

221 16th St. S., P.O. Box 399
Wisconsin Rapids, WI 54495-0399
Office - 715.423.6300
Service Department - 715-423-6310
www.wlc.com



Water Works and Lighting Commission

221 16th Street S, P.O. Box 399 Wisconsin Rapids, WI 54495-0399 (715) 423-6300

Director of Finance Report

August 2023

Financial Reports

The preliminary July 2023 financial statements are included for your review. The electric utility has an operating income of \$775,032 through July 2023, compared to a \$241,413 operating loss last year. Operational expenses align with last year's expenses and the current year's budget.

The water utility, with the first month of the new water rates, had an operating income of \$467,340, 33% higher from 2022's figure (\$351,464). Half of the Commercial Sales decrease relates to reclassifying one of the customers to Industrial in 2023. This did not change revenue, as Commercial and Industrial water customers have the same rates.

The utility had a positive cash flow of \$280,457 in August. Historically, September is a negative cash flow month, with only one of the last five years having a positive cash flow. If the negative trend continues in 2023, the positive cash flow of the last two months should keep the utility with an overall positive cash flow for the year.

Electric Rate Case

The final decision on the utility's electric rate case was signed on August 15, 2023, meaning new electric rates will be effective September 1 as we had anticipated. The average residential customer will see an approximate 6.2% increase in electric rates (\$4.98 per month), while the average industrial customer will see a 2.0% increase. This rate increase will ensure the utility can purchase necessary inventory, meet our financial obligations, and afford the needed capital improvements for the foreseeable future.

2024 Budget

The 2024 Budget process is underway. Initial capital requests were due at the end of August. The operational budget is being analyzed, and revenue forecasts are being compiled.

Jeff Kuhn

Director of Finance

Wisconsin Rapids Water Works and Lighting Commission
Cash Flow Summary
for Month Ending August 31, 2023

	<u>Current Month</u>	<u>Year to Date</u>	<u>Prior Year to Date</u>
Cash Receipts:			
Utility Receipts, Net of Returns	\$ 4,011,097	\$ 28,312,528	\$ 26,874,056
Interest and Dividends	\$ 531	\$ 2,295	\$ 2,522
Transfer from Investments	\$ -	\$ 2,559,192	\$ 2,502,297
ATC Dividend Payment	\$ -	\$ 424,422	\$ 410,849
Total Cash Receipts	\$ 4,011,628	\$ 31,298,437	\$ 29,789,724
Disbursements			
AP Payments	\$ (973,724)	\$ (11,841,763)	\$ (11,426,520)
GLU Power Bill	\$ (1,891,384)	\$ (13,487,463)	\$ (12,460,482)
Transfer to Investments	\$ (300,000)	\$ (1,775,000)	\$ (2,115,000)
ATC - Voluntary Capital Call		\$ (323,417)	\$ (247,309)
Sales Tax Payment	\$ (100,805)	\$ (400,214)	\$ (376,588)
Payroll	\$ (460,472)	\$ (2,892,724)	\$ (2,691,644)
Service Fees	\$ (4,788)	\$ (35,148)	\$ (36,456)
Total Disbursements	\$ (3,731,172)	\$ (30,755,728)	\$ (29,354,000)
Net Cash Flow	\$ 280,456	\$ 542,709	\$ 435,724

**Wisconsin Rapids Water Works & Lighting Commission
Investment Report**

8/31/2023

INSTITUTION	FACE VALUE	FACE VALUE & ACCRUED INT	RATE/ YIELD	MATURITY DATE	DATE ACQUIRED	TYPE
Local Government Investment Pool (LGIP)	828,022.23	828,022.23	5.310%			
Prevail Bank	2,501,669.95	2,501,669.95	5.150%			
Ehlers Investments						
NEW YORK STATE DORMITORY AUTHORITY	100,000.00	102,083.33	5.000%	10/1/2023	12/29/2020	MUNI BOND
SYNCHRONY BANK	245,000.00	245,395.69	0.450%	10/23/2023	10/28/2021	CD
WEB BANK	205,000.00	205,265.38	0.750%	12/29/2023	12/29/2021	CD
UNITED STATES TREASURY	600,000.00	586,298.00	5.504%	1/11/2024	7/13/2023	US TREAS
FEDERAL HOME LOAN BANK	300,000.00	300,465.50	0.600%	2/23/2024	11/30/2021	US GOVT
AMERICAN EXPRESS BANK	200,000.00	201,534.25	1.600%	3/11/2024	3/3/2022	CD
COMERICA BANK	237,000.00	240,902.06	5.060%	5/3/2024	5/4/2023	CD
MUKWONAGO WIS BOND	100,000.00	101,250.00	4.340%	6/1/2024	10/6/2022	MUNI BOND
BARCLAY'S BANK DELAWARE	248,000.00	249,708.10	2.000%	6/3/2024	5/31/2022	CD
FALLBROOK (CA) PUB UTILITY DIST REV BOND	200,000.00	200,727.00	0.725%	9/1/2024	1/27/2021	MUNI BOND
UNITED HERITAGE CREDIT UNION	245,000.00	245,000.00	5.350%	9/30/2024	3/22/2023	CD
UNITED STATES TREASURY	251,000.00	251,552.47	0.950%	11/15/2024	12/15/2021	US TREAS
FEDERAL HOME LOAN BANK	250,000.00	250,643.75	0.900%	11/18/2024	10/28/2021	US GOVT
METRO CREDIT UNION CHELSEA MASS	248,000.00	249,100.71	5.400%	1/17/2025	7/13/2023	CD
SPOKANE TEACHERS CREDIT UNION	248,000.00	248,230.33	5.650%	2/25/2025	8/25/2023	CD
FIRST TECHNOLOGY FEDERAL CREDIT UNION	248,000.00	248,815.34	5.020%	3/7/2025	2/28/2023	CD
CALIFORNIA STATE BOND	245,000.00	248,445.31	2.840%	4/28/2025	4/28/2022	MUNI BOND
FEDERAL HOME LOAN BANK	145,000.00	146,672.03	2.360%	4/28/2025	4/28/2022	US GOVT
COWETA COUNTY (GA) WATER STSTEM REV BONI	300,000.00	301,500.00	2.000%	6/1/2025	6/9/2021	MUNI BOND
FEDERAL HOME LOAN BANK	265,000.00	267,362.92	5.340%	6/30/2025	12/7/2022	US GOVT
LIBERTY FEDERAL CREDIT UNION	248,000.00	249,080.33	5.300%	7/14/2025	7/14/2023	CD
CAPITAL ONE NATIONAL ASSOCIATION	175,000.00	175,570.55	3.430%	7/28/2025	7/21/2022	CD
TUSCOLA COUNTY (MI) GO PENSION BOND	60,000.00	60,330.00	5.300%	9/1/2025	7/1/2023	MUNI BOND
LAUDERHILL (FL) SALES TAX REV BOND	55,000.00	55,577.50	5.500%	10/1/2025	7/12/2023	MUNI BOND
O'FALLON (MO) REFERENDUM BOND	110,000.00	110,733.33	5.256%	11/1/2025	7/12/2023	MUNI BOND
AUSTIN TELCO FEDERAL CREDIT UNION	225,000.00	225,924.66	5.000%	11/28/2025	11/28/2022	CD
MONTGOMERY (OH) SPECIAL OBILIGATION REV B	100,000.00	100,246.50	5.482%	12/1/2025	7/12/2023	MUNI BOND
FEDERAL HOME LOAN BANK	550,000.00	562,145.83	5.330%	3/29/2026	3/30/2023	US GOVT
FEDERAL HOME LOAN BANK	340,000.00	345,228.68	5.375%	5/18/2026	6/1/2023	US GOVT
CLAYTON WIS WATER SYSTEM REV BOND	250,000.00	251,250.00	2.000%	6/1/2026	6/1/2021	MUNI BOND
FEDERAL HOME LOAN BANK	500,000.00	500,972.78	1.029%	6/23/2026	6/2/2021	US GOVT
FEDERAL HOME LOAN BANK	300,000.00	306,250.00	4.990%	9/30/2027	9/13/2022	US GOVT
FEDERAL HOME LOAN BANK	265,000.00	270,115.60	5.630%	4/28/2028	4/28/2023	US GOVT
FEDERAL HOME LOAN BANK	265,000.00	265,136.92	6.200%	8/28/2028	8/28/2023	US GOVT
FDIC INSURED MONEY MARKET	8,151.22	8,151.22				MM
		8,377,666.07				
TOTAL INVESTMENTS	11,660,843.40	11,707,358.25				
ACCOUNT BALANCES POST-JOURNAL ENTRY						
ELECTRIC UTILITY DEPRECIATION FUND 0-1261-00		5,044,513.81				
ELECTRIC REVENUE BOND REDEMPTION 0-1252-00		290,386.58				
WATER UTILITY DEPRECIATION FUND 2-1261-00		5,465,923.71				
TAX ESCROW FUND 0-1361-00 2-1361-00		278,639.18 405,782.70				
GENERAL FUND 0-1365-00 2-1365-00		188,606.80 33,505.47				
TOTAL INVESTMENTS		11,707,358.25				

Wisconsin Rapids Water Works and Lighting Commission
 Combined Utility Income Statement
 Year to Date for Months Ending July 2023 and 2022

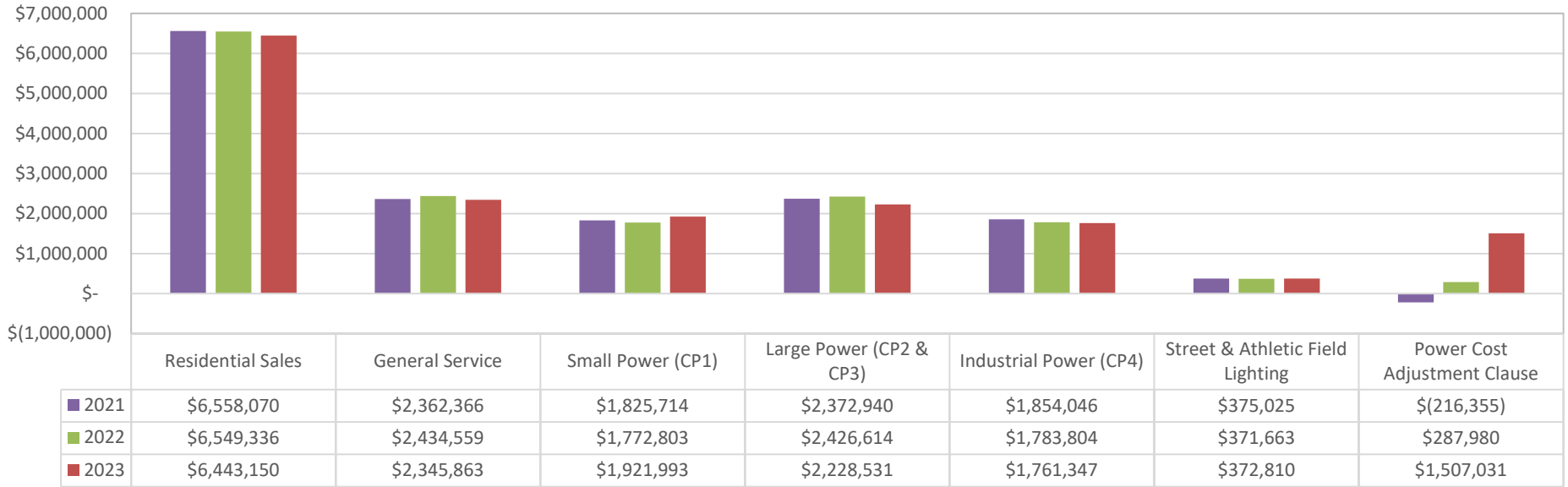
	Current Year to Date			Prior Year to Date			% Increase (Decrease)		
	Electric	Water	Total	Electric	Water	Total	Electric	Water	Total
Charges for Services	\$ 16,580,725	\$ 2,287,750	\$ 18,868,474	\$ 15,626,758	\$ 2,255,379	\$ 17,882,137	6.1%	1.4%	5.5%
Other Operating Revenues	\$ 344,098	\$ 1,109,015	\$ 1,453,113	\$ 340,231	\$ 1,055,511	\$ 1,395,742	1.1%	5.1%	4.1%
Total Operating Revenues	\$ 16,924,822	\$ 3,396,765	\$ 20,321,587	\$ 15,966,989	\$ 3,310,890	\$ 19,277,879	6.0%	2.6%	5.4%
Operating Expenses	13,856,475	1,794,106	15,650,581	13,894,221	1,831,884	15,726,105	(0.3%)	(2.1%)	(0.5%)
Depreciation Expense	1,346,915	549,069	1,895,984	1,349,406	536,742	1,886,148	(0.2%)	2.3%	0.5%
Taxes Expense	946,400	586,250	1,532,650	964,775	590,800	1,555,575	(1.9%)	(0.8%)	(1.5%)
Total Operating Expenses	16,149,790	2,929,424	19,079,214	16,208,402	2,959,426	19,167,828	(0.4%)	(1.0%)	(0.5%)
Operating Income (Loss)	\$ 775,032	\$ 467,340	\$ 1,242,372	\$ (241,413)	\$ 351,464	\$ 110,051		33.0%	1,028.9%
Non-Operating Income	603,486	130,233	733,719	586,680	52,673	639,352	2.9%	147.2%	14.8%
Interest Charges	98,683		98,683	94,064		94,064	4.9%		4.9%
Other Non-operating Exp	212,291	61,364	273,654	220,675	57,372	278,046	(3.8%)	7.0%	(1.6%)
Net Income (Loss)	\$ 1,067,545	\$ 536,210	\$ 1,603,754	\$ 30,528	\$ 346,765	\$ 377,293	3,397.0%	54.6%	325.1%

Wisconsin Rapids Water Works and Lighting Commission
Electric Income Statement
Year to Date for Months Ending July 2023, 2022, 2021

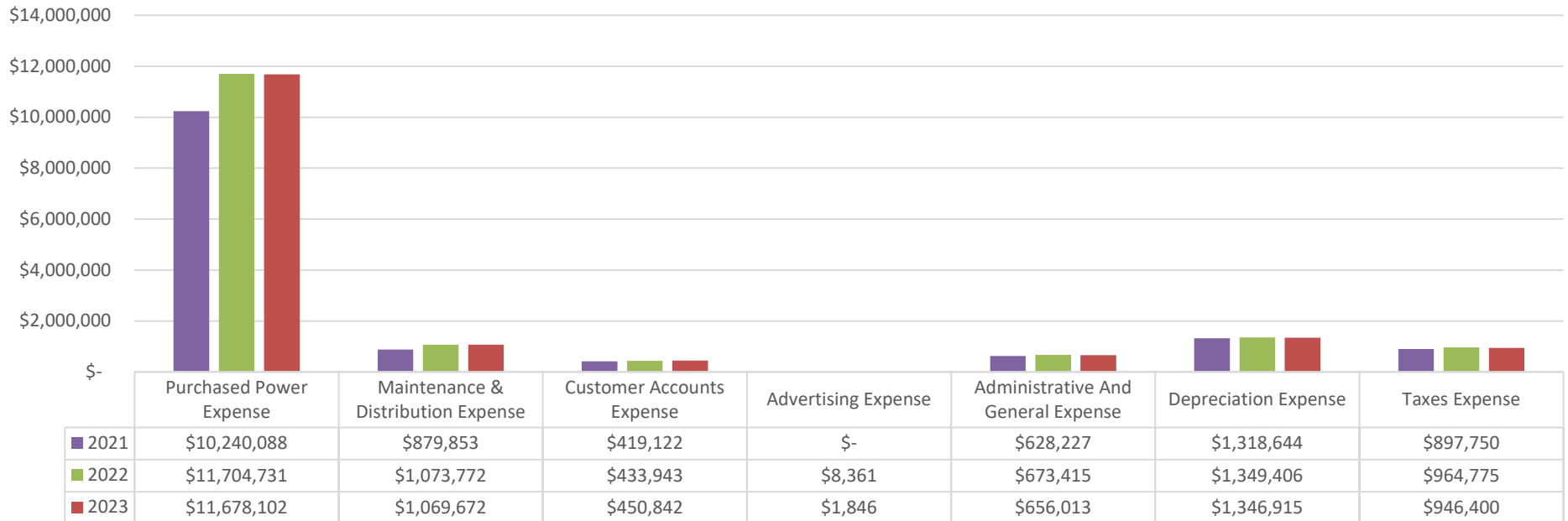
	Current Budget	2023 YTD	2022 YTD	2021 YTD	Remaining Budget
Sales of Electricity					
Residential Sales	\$ 11,743,000	\$ 6,443,150	\$ 6,549,336	\$ 6,558,070	\$ 5,299,850
General Service	\$ 4,338,000	\$ 2,345,863	\$ 2,434,559	\$ 2,362,366	\$ 1,992,137
Small Power (CP1)	\$ 3,155,000	\$ 1,921,993	\$ 1,772,803	\$ 1,825,714	\$ 1,233,007
Large Power (CP2 & CP3)	\$ 4,371,000	\$ 2,228,531	\$ 2,426,614	\$ 2,372,940	\$ 2,142,469
Industrial Power (CP4)	\$ 3,558,000	\$ 1,761,347	\$ 1,783,804	\$ 1,854,046	\$ 1,796,653
Street & Athletic Field Lighting	\$ 660,500	\$ 372,810	\$ 371,663	\$ 375,025	\$ 287,690
Power Cost Adjustment Clause	\$ 500,000	\$ 1,507,031	\$ 287,980	\$ (216,355)	\$ (1,007,031)
Total Sales of Electricity	\$ 28,325,500	\$ 16,580,725	\$ 15,626,758	\$ 15,131,805	\$ 11,744,775
Other Operating Revenues					
Misc Service Revenues - Reconnect Fees	\$ 35,000	\$ 18,620	\$ 23,225	\$ 15,470	\$ 16,380
Rent From Electric Property	\$ 284,000	\$ 283,592	\$ 272,054	\$ 265,006	\$ 408
Forfeited Discounts	\$ 90,000	\$ 40,551	\$ 43,523	\$ 40,421	\$ 49,449
Other Electric Revenues	\$ 3,500	\$ 1,335	\$ 1,429	\$ 1,331	\$ 2,165
Total Operating Revenues	\$ 28,738,000	\$ 16,924,822	\$ 15,966,989	\$ 15,454,033	\$ 11,813,178
Operating Expenses					
Purchased Power Expense	\$ 20,154,700	\$ 11,678,102	\$ 11,704,731	\$ 10,240,088	\$ 8,476,598
Maintenance & Distribution Expense	\$ 1,627,800	\$ 1,069,672	\$ 1,073,772	\$ 879,853	\$ 558,128
Customer Accounts Expense	\$ 749,800	\$ 450,842	\$ 433,943	\$ 419,122	\$ 298,958
Advertising Expense	\$ 25,500	\$ 1,846	\$ 8,361	\$ -	\$ 23,654
Administrative And General Expense	\$ 1,259,500	\$ 656,013	\$ 673,415	\$ 628,227	\$ 603,487
Depreciation Expense	\$ 2,390,000	\$ 1,346,915	\$ 1,349,406	\$ 1,318,644	\$ 1,043,085
Taxes Expense	\$ 1,580,000	\$ 946,400	\$ 964,775	\$ 897,750	\$ 633,600
Total Operating Expenses	\$ 27,787,300	\$ 16,149,790	\$ 16,208,402	\$ 14,383,684	\$ 11,637,510
Operating Income	\$ 950,700	\$ 775,032	\$ (241,413)	\$ 1,070,349	\$ 175,668
Merchandise and Jobbing	\$ 45,000	\$ 35,338	\$ 34,737	\$ 2,827	\$ 9,662
Interest and Dividend Income	\$ 838,000	\$ 529,176	\$ 415,466	\$ 404,410	\$ 308,824
Miscellaneous Non-Operating Income	\$ 160,000	\$ 38,972	\$ 136,476	\$ 46,537	\$ 121,028
Total Other Income Additions	\$ 1,043,000	\$ 603,486	\$ 586,680	\$ 453,774	\$ 439,514
Interest Charges	\$ 182,000	\$ 98,683	\$ 94,064	\$ 99,600	\$ 83,317
Other Income Deductions	\$ 148,300	\$ 212,291	\$ 220,675	\$ 205,118	\$ (63,991)
Total Net Income	\$ 1,663,400	\$ 1,067,545	\$ 30,528	\$ 1,219,405	\$ 595,855

Wisconsin Rapids Water Works and Lighting Commission
 Selected Electric Utility Financial Charts
 Year to Date for Months Ending July 2023, 2022, 2021

Electric Utility Sales Revenue by Customer Type



YTD Electric Operating Expenses

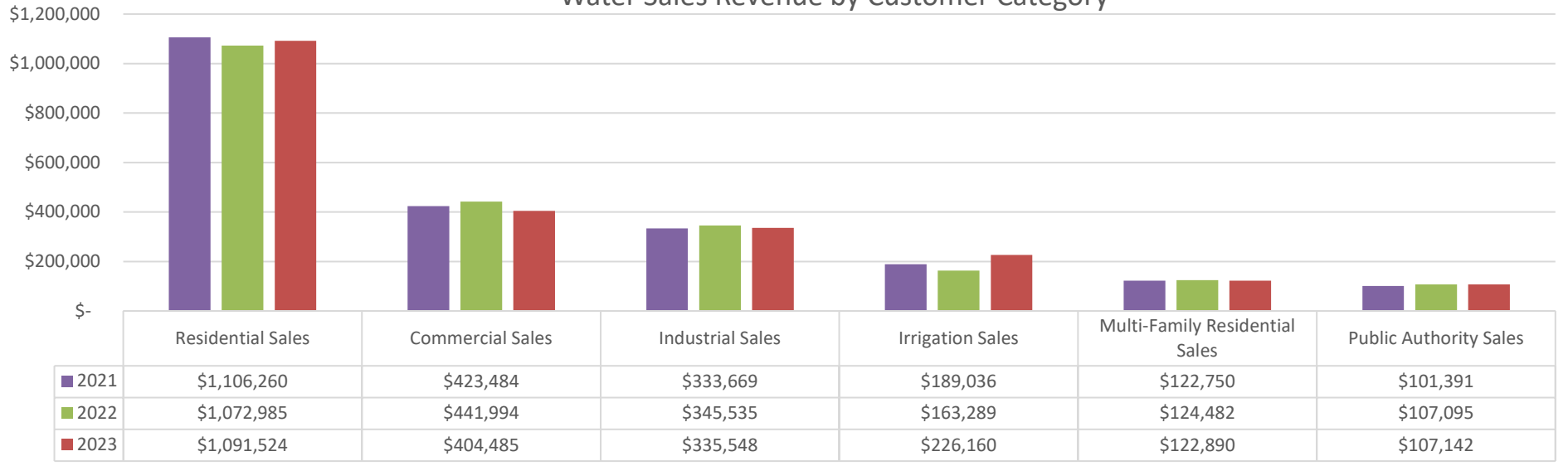


Wisconsin Rapids Water Works and Lighting Commission
Water Income Statement
Year to Date for Months Ending July 2023, 2022, 2021

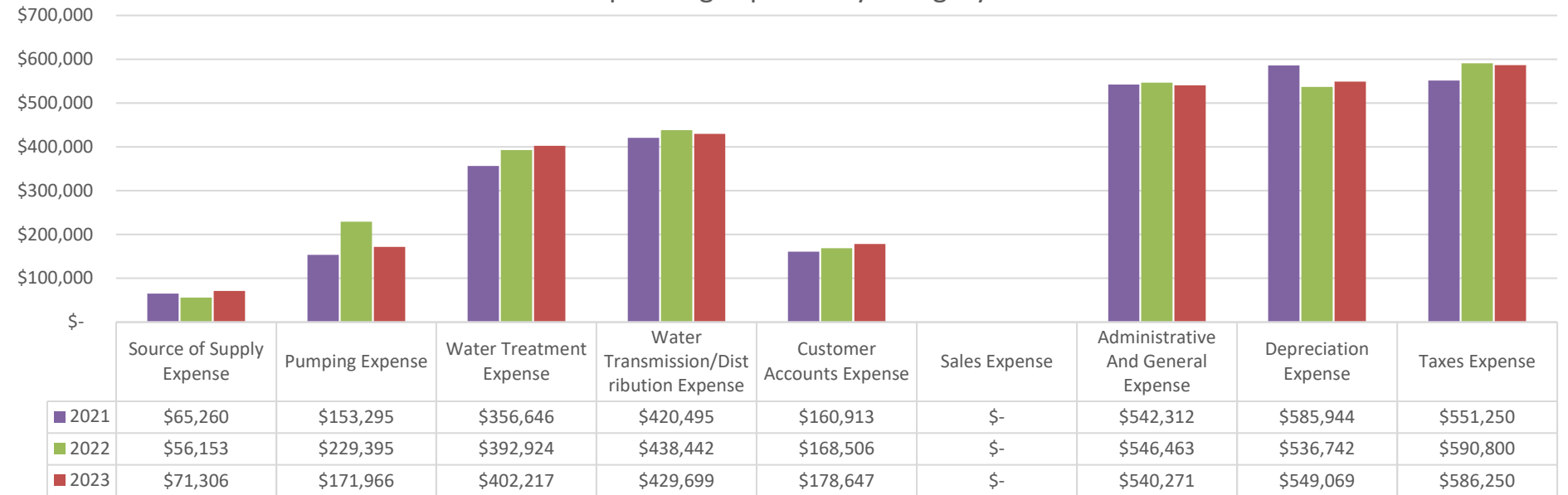
	Current Budget	2023 YTD	2022 YTD	2021 YTD	Remaining Budget
Metered Sales of Water					
Residential Sales	\$ 1,915,000	\$ 1,091,524	\$ 1,072,985	\$ 1,106,260	\$ 823,476
Commercial Sales	\$ 798,000	\$ 404,485	\$ 441,994	\$ 423,484	\$ 393,515
Industrial Sales	\$ 620,000	\$ 335,548	\$ 345,535	\$ 333,669	\$ 284,452
Irrigation Sales	\$ 411,000	\$ 226,160	\$ 163,289	\$ 189,036	\$ 184,840
Multi-Family Residential Sales	\$ 221,000	\$ 122,890	\$ 124,482	\$ 122,750	\$ 98,110
Public Authority Sales	\$ 192,000	\$ 107,142	\$ 107,095	\$ 101,391	\$ 84,858
Total Sales of Water	\$ 4,157,000	\$ 2,287,750	\$ 2,255,379	\$ 2,276,590	\$ 1,869,250
Other Operating Revenues					
Private Fire Protection	\$ 58,000	\$ 33,386	\$ 33,387	\$ 33,394	\$ 24,614
Public Fire Protection	\$ 1,339,000	\$ 750,898	\$ 748,274	\$ 737,452	\$ 588,102
Forfeited Discounts	\$ 25,000	\$ 20,960	\$ 20,192	\$ 19,170	\$ 4,040
Miscellaneous Service Revenues	\$ 2,000	\$ 1,930	\$ 1,470	\$ 245	\$ 70
Rent From Water Property	\$ 90,900	\$ 59,149	\$ 52,065	\$ 53,004	\$ 31,751
Other Water Revenues	\$ 76,000	\$ 242,693	\$ 200,122	\$ 185,073	\$ (166,693)
Total Operating Revenues	\$ 5,747,900	\$ 3,396,765	\$ 3,310,890	\$ 3,304,928	\$ 2,351,135
Operating Expenses					
Source of Supply Expense	\$ 119,500	\$ 71,306	\$ 56,153	\$ 65,260	\$ 48,194
Pumping Expense	\$ 302,600	\$ 171,966	\$ 229,395	\$ 153,295	\$ 130,634
Water Treatment Expense	\$ 639,900	\$ 402,217	\$ 392,924	\$ 356,646	\$ 237,683
Water Transmission/Distribution Expense	\$ 803,000	\$ 429,699	\$ 438,442	\$ 420,495	\$ 373,301
Customer Accounts Expense	\$ 174,700	\$ 178,647	\$ 168,506	\$ 160,913	\$ (3,947)
Sales Expense	\$ 1,000	\$ -	\$ -	\$ -	\$ 1,000
Administrative And General Expense	\$ 1,023,500	\$ 540,271	\$ 546,463	\$ 542,312	\$ 483,229
Depreciation Expense	\$ 934,000	\$ 549,069	\$ 536,742	\$ 585,944	\$ 384,931
Taxes Expense	\$ 1,005,000	\$ 586,250	\$ 590,800	\$ 551,250	\$ 418,750
Total Operating Expenses	\$ 5,003,200	\$ 2,929,424	\$ 2,959,426	\$ 2,836,114	\$ 2,073,776
Operating Income	\$ 744,700	\$ 467,340	\$ 351,464	\$ 468,814	\$ 277,360
Merchandise and Jobbing	\$ 1,500	\$ (2,970)	\$ 801	\$ 363	\$ 4,470
Interest and Dividend Income	\$ 85,000	\$ 129,869	\$ 44,697	\$ 33,317	\$ (44,869)
Miscellaneous Non-operating Income	\$ 75,000	\$ 3,334	\$ 7,175	\$ -	\$ 71,666
Total Other Income Additions	\$ 161,500	\$ 130,233	\$ 52,673	\$ 33,680	\$ 31,267
Other Income Deductions	\$ 133,000	\$ 61,364	\$ 57,372	\$ 61,388	\$ 71,636
Total Net Income	\$ 773,200	\$ 536,210	\$ 346,765	\$ 441,106	\$ 236,990

Wisconsin Rapids Water Works and Lighting Commission
 Selected Water Utility Financial Charts
 Year to Date for Months Ending July 2023, 2022, 2021

Water Sales Revenue by Customer Category



Water Operating Expense by Category



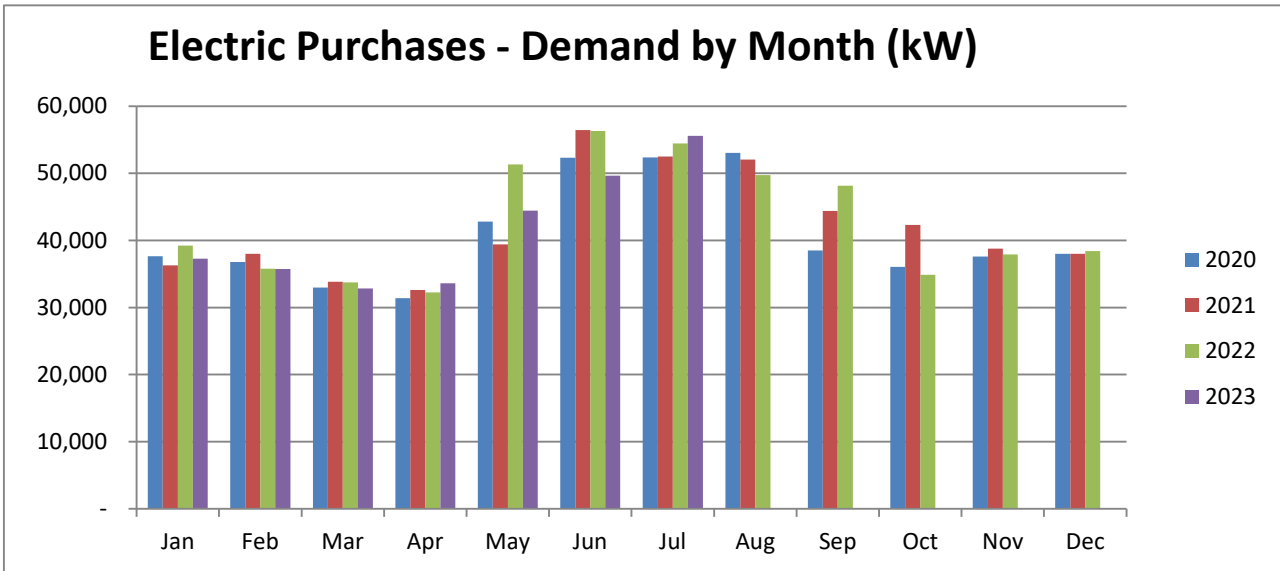
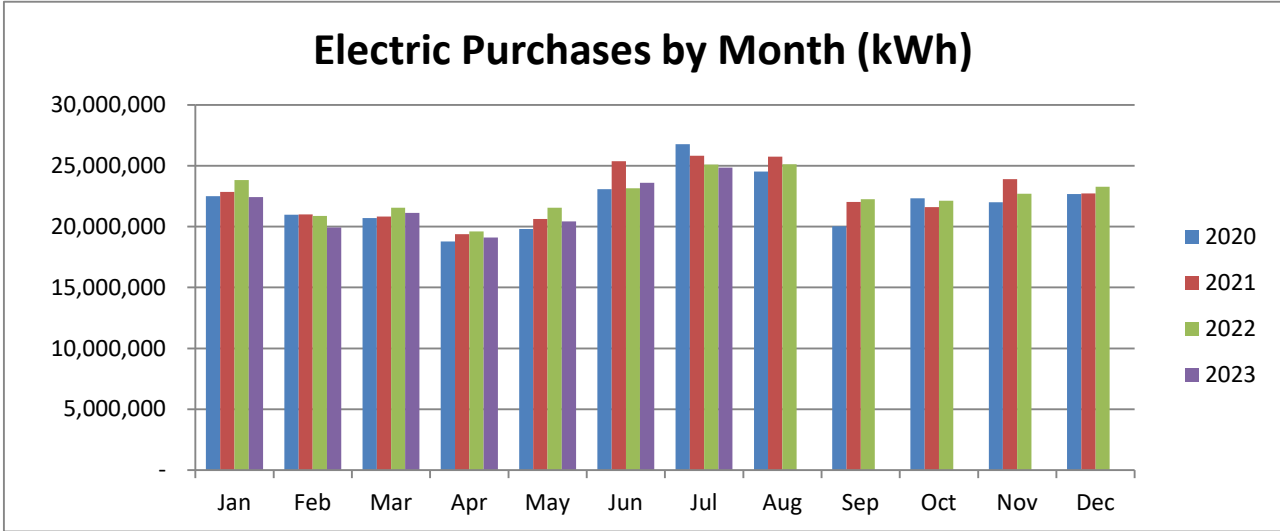
Wisconsin Rapids Water Works and Lighting Commission
Electric and Water Utility Balance Sheet
Balances as of July 2023 & 2022

	2023			2022		
	Electric Utility	Water Utility	Combined Utilities	Electric Utility	Water Utility	Combined Utilities
ASSETS						
Utility Plant						
Utility Plant in Service	68,366,171	48,933,905	117,300,076	66,438,509	45,809,525	112,248,034
Utility Plant in Service - Common	7,993,186	2,800,333	10,793,519	7,894,496	2,689,445	10,583,942
Property Held for Future Use	500	104,255	104,755	500	104,255	104,755
Construction Work in Progress	2,587,421	461,256	3,048,677	2,025,952	512,039	2,537,992
Total Utility Plant	78,947,278	52,299,749	131,247,027	76,359,458	49,115,264	125,474,722
Less: Accumulated Depreciation						
Accumulated Depreciation	(30,624,468)	(19,664,013)	(50,288,481)	(28,873,841)	(18,855,197)	(47,729,038)
Accumulated Depreciation - Common	(6,308,652)	(1,923,775)	(8,232,427)	(5,835,382)	(1,860,617)	(7,696,000)
Total Accumulated Depreciation	(36,933,120)	(21,587,788)	(58,520,908)	(34,709,223)	(20,715,814)	(55,425,038)
Net Utility Plant	42,014,158	30,711,961	72,726,119	41,650,235	28,399,450	70,049,685
Current and Accrued Assets						
Cash	517,283	909,509	1,426,792	694,408	806,381	1,500,789
Working Funds	940	-	940	940	-	940
Rate Stabilization Deposit	108,634	-	108,634	(211,299)	-	(211,299)
Temporary Cash Investments	385,934	378,031	763,965	467,698	320,183	787,880
Customer Accounts Receivable	3,598,884	664,015	4,262,900	3,323,451	722,079	4,045,530
Other Accounts Receivable	175,779	338,624	514,403	175,623	422,142	597,765
Receivable From Municipality	40,869	-	40,869	5,589	-	5,589
Notes Receivable	500,000	-	500,000	500,000	-	500,000
Sewer Fee For Collections	-	350,174	350,174	-	315,367	315,367
Due To (From) Municipality	22,745	55,803	78,548	11,157	19,409	30,566
Plant Materials & Supplies	2,191,967	804,555	2,996,522	1,791,317	648,228	2,439,545
Stores Expense	(44,956)	30,793	(14,163)	(30,453)	5,161	(25,293)
Prepayments	182,958	35,180	218,138	168,850	31,606	200,456
Interest Receivable	-	-	-	-	-	-
Total Current and Accrued Assets	7,681,038	3,566,685	11,247,723	6,897,280	3,290,555	10,187,835
Other Investments						
Depreciation Fund	4,994,068	5,376,542	10,370,611	4,671,951	6,757,114	11,429,065
Other Investments	9,278,667	-	9,278,667	8,727,864	-	8,727,864
Other Special Funds	237,348	3,280	240,628	229,367	3,280	232,647
Total Other Investments	14,510,083	5,379,822	19,889,905	13,629,182	6,760,394	20,389,576
Deferred outflows of Resources						
Unamortized Debt Disc & Expense	386,243	-	386,243	454,992	-	454,992
Preliminary Survey & Investigation Charges	2,808	-	2,808	2,808	-	2,808
Clearing Accounts	(24,339)	(27,465)	(51,804)	(14,074)	5,809	(8,265)
Deferred Outflows Related To Pension	3,304,963	1,911,567	5,216,530	2,457,774	1,323,414	3,781,188
Misc Deferred Debits	210,653	126,032	336,686	260,223	139,549	399,772
Total Deferred Outflows of Resources	3,880,329	2,010,135	5,890,463	3,161,723	1,468,772	4,630,496
Total Assets and Deferred Outflows	68,085,608	41,668,603	109,754,211	65,338,421	39,919,170	105,257,591

Wisconsin Rapids Water Works and Lighting Commission
Electric and Water Utility Balance Sheet
Balances as of July 2023 & 2022

	2023			2022		
	Electric Utility	Water Utility	Combined Utilities	Electric Utility	Water Utility	Combined Utilities
LIABILITIES						
Current and Accrued Liabilities						
Accounts Payable	2,498,275	-	2,498,275	2,788,869	-	2,788,869
Payables To Municipality	-	136	136	-	19,358	19,358
Customer Deposits	443,084	-	443,084	436,432	-	436,432
Taxes Accrued	566,640	593,186	1,159,826	604,471	595,288	1,199,760
Interest Accrued	50,856	-	50,856	46,538	-	46,538
Tax Collections Payable	205,992	-	205,992	189,489	-	189,489
Misc Current And Accrued Liabilities	1,812,476	846,355	2,658,831	1,882,889	911,802	2,794,691
Total Current and Accrued Liabilities	5,577,323	1,439,676	7,016,999	5,948,689	1,526,449	7,475,137
Long Term Debt						
Long Term Debt - Bonds	3,460,000	-	3,460,000	3,995,000	-	3,995,000
PROPRIETARY CAPITAL						
Capital Paid In By Municipality	1,030,967	798,819	1,829,787	1,030,967	798,819	1,829,787
Retained Earnings	54,733,138	37,616,610	92,349,748	51,657,874	36,269,488	87,927,362
Total Proprietary Capital	55,764,106	38,415,429	94,179,535	52,688,842	37,068,307	89,757,149
Deferred Inflows of Resources						
Customer Advance For Construction	109,824	-	109,824	179,220	-	179,220
Wholesale Rate Refund & Public Benefits	272,773	-	272,773	307,576	-	307,576
Unamortized Premium On Debt	36,750	-	36,750	43,283	-	43,283
Other Deferred Credits	2,864,832	1,813,498	4,678,330	2,175,811	1,324,415	3,500,226
Total Deferred Inflows of Resources	3,284,180	1,813,498	5,097,677	2,705,890	1,324,415	4,030,305
Total Liabilities, Equity and Def Inflows	68,085,608	41,668,603	109,754,211	65,338,421	39,919,170	105,257,591

Wisconsin Rapids Water Works and Lighting Commission
 Monthly Electric Purchases
 2020-2023





Water Works and Lighting Commission

221 16th St. So. P.O. Box 399 Wisconsin Rapids, WI 54495-0399
715/423-6300 FAX: 715/423-2831

INFORMATION SYSTEMS ADMINISTRATOR'S REPORT
August 2023

2024 Budget

I have most of my 2024 budget dialed in. I am still working with some vendors on a few of the line items.

Cyber Security

My biggest project for next year will be improving cyber security defenses. I will be looking for ways to improve our endpoint protection. Taking steps to move towards a Zero Trust environment. Expanding and centralizing our Cyber Security monitoring capabilities to speed up response times for possible threats.

Network Hardware Replacement

I have the preliminary work done for the new network switches. I am hoping to get a date scheduled before the end of the month to start the move to the new hardware. However, the network Engineer is on other projects for most of September.

Projects

1. Cyber Security
2. SCADA Server Replacement
3. Network Hardware Replacement

Sincerely,

Matt Stormoen
Information Systems Administrator



Water Works and Lighting Commission

221 16th Street So. P.O. Box 399 Wisconsin Rapids, WI 54495-0399 715/423-6300 FAX: 715/423-2831

**Key Accounts/Conservation Manager Report
August 2023**

Solarus: The facility reached out to me requesting a call to their engineering firm. This phone call was necessary to assist them with their new HVAC and chiller process that they are installing at their main building location. Services and voltages to both services were discussed to evaluate the most adequate service to use for the new load. All load profile data was sent over for further review.

Rate Change Letters: Two local businesses were sent rate change option letters this month. All options and analysis were performed and pending a return call to discuss the most cost effective rate for their operation.

Community Impact Pilot

This month was filled with last efforts to schedule on-site visits to local businesses that may qualify for energy efficiency improvements to their business. This past week, partnered with Focus on Energy advisors, we performed 14 energy assessments to local businesses. Local business owners were most receptive and appreciated the assessment, and opportunity to potentially receive up to \$30,000 in energy efficiency upgrades to their operation. We will be reaching out to a few businesses that were not able to be scheduled. I will continue communications with the Energy Advisors on the businesses that will receive this offer, and total dollar amount going back into our communities businesses.

Respectfully,

Shawn Reimer

Key Accounts Manager



Water Works and Lighting Commission

221 16th Street So. P.O. Box 399 Wisconsin Rapids, WI 54495-0399 715/423-6300 FAX: 715/423-2831

**ELECTRICAL ENGINEER'S REPORT
August 2023**

New Filter Plant Switchgear Setup

I have been working on getting the new filter plant switchgear ready for installation. I have loaded the compatible software on my laptop and have been tweaking the settings and making sure everything in the chain of protection will coordinate if there is an overcurrent event. We also had the metering techs provide temporary power to the cabinet so that I can have the settings and metering ready to go for when we do the final installation.

Annual Battery Testing

We had a technician come and do the annual battery testing for our substation backup battery banks in August. The tech did his usual tests and battery water top-offs and gave us the green light for another year. One thing he did mention was that the battery bank in the West Sub North Building is coming up on 14 years old and should probably be replaced in the near future. He explained that these banks usually have a reliable life of around 15 years.

Tyler Sneen
Electrical Engineer



Water Works and Lighting Commission

221 16th St. So. P.O. Box 399 Wisconsin Rapids, WI 54495-0399 715/423-6300 FAX: 715/423-2831

**DIRECTOR OF ENGINEERING AND ELECTRIC OPERATIONS REPORT
August 2023**

Peak Load

WW&LC hit an all-time high peak load of 61.3 Mega-Watts on August 23.

APPA RP3 Application

Most of the month was spent finishing the APPA RP3 Application. It is now being reviewed by Jem and will be submitted before the end of September deadline.

Capital Budget

I submitted a preliminary electrical capital budget for review and discussion on August 29.

Action Item 3.1

Please reference Action item 3.1 for a detailed analysis on the substation distribution transformer that I would like to purchase for the Baker Substation.

ATC Annual Meeting

I attended the annual American Transmission Company Annual Meeting on August 1st in Green Bay. This is one of my favorite meetings that I attend each year because ATC covers a variety of subjects from cyber security, to reliability statistics, and of most interest to me, Long Term Project Considerations. One of those projects involves a 765kV DC under Lake Michigan power line connecting Manistee in Lower Michigan to Kewaunee, Wisconsin which would have a 2,000 MW's of capacity. This is in an early design stage but it would greatly stabilize the power grid in both states while allowing ATC to transport/integrate renewable solar power throughout their foot print. One item that their engineering staff pointed out is that environmental groups that in the past, wanted to block transmission lines, have now become some of their biggest supporters since they have realized those lines are needed to transport electricity from the renewable solar farms being installed. Another study that they are currently investigating is if the power grid does become too populated with solar generation, what would happen during a nuclear winter? I find all these subjects fascinating and am glad I was able to attend.

Todd Weiler, P.E.

Director of Engineering & Electric Operations



Water Works and Lighting Commission

221 16th Street So. P.O. Box 399 Wisconsin Rapids, WI 54495-0399 715/423-6300 FAX: 715/423-2831

**GENERAL MANAGER'S REPORT
August, 2023**

Great Lakes Utilities: The Great Lakes Utilities Board met on August 15th via video conferencing. The Board discussed the new procedure and strategies to file parallel generation tariff dockets with the Public Service Commission. The PSC had suspended filing subsequent changes to the buyback rate utilities have to offer to our customers who have solar systems installed at their premises. The PSC recently has allowed utilities to file major changes to lower the buyback rates which will ease the burden on our residential customers subsidizing current solar system owners. All GLU utilities plan to file changes to their solar buyback rates. The buyback rate will be based upon a 3-year average of locational marginal pricing on the MISO grid and a small capacity credit to our solar customers. The power works director of Medford, Joe Harris, was elected Secretary of the GLU Board.

Compass: The GM with Marshfield, Nick Kumm, and I had a conference call with Compass on August 25th. The CEO of Compass is Jay Anderson. Compass is a power supply joint action agency based in Minnesota. We discussed each other's efforts with power supply contracts/projects and keeping our members focused and satisfied.

Jem Brown
General Manager